



European
Commission

Erasmus+ Programme

Statistical factsheets on the achievements of the Erasmus Mundus Joint Master Degrees (2014-2020)



European Education
and Culture
Executive Agency

More information on the European Union is available on the Internet (<http://europa.eu>).

Luxembourg: Publications Office of the European Union, 2021

PRINT	ISBN: 978-92-9484-621-1	doi:10.2797/557081	EC-03-21-188-EN-C
PDF	ISBN: 978-92-9484-622-8	doi:10.2797/639462	EC-03-21-188-EN-N

© Education, Audiovisual and Culture Executive Agency, 2021

The Commission's reuse policy is implemented by Commission Decision 2011/833/EU of 12 December 2011 on the reuse of Commission documents (OJ L 330, 14.12.2011, p. 39 – <https://eur-lex.europa.eu/eli/dec/2011/833/oj>).

Unless otherwise noted, the reuse of this document is authorised under the Creative Commons Attribution 4.0 International (CC BY 4.0) licence (<https://creativecommons.org/licenses/by/4.0/>). This means that reuse is allowed, provided appropriate credit is given and any changes are indicated.

For any use or reproduction of elements that are not owned by the EU, permission may need to be sought directly from the respective rightholders. The EU does not own the copyright in relation to any images which do not carry the copyright indicator © European Union.

CREDITS

Cover image: © European Union, 2021 (CC BY-NC-ND 4.0) — image source: iStockphoto.com



Erasmus+ Programme

Statistical factsheets on the achievements of the Erasmus Mundus Joint Master Degrees (2014-2020)

As part of the Erasmus+ programme (2014-2020), Erasmus Mundus supports the implementation of prestigious, integrated, international Master programmes, jointly delivered by international consortia of HEIs. It provides financial support to institutions and scholarships to the best candidates worldwide.




TABLE OF CONTENTS

Factsheet 1: Participation of the Programme Countries Higher Education Institutions (HEIs): Institutional Excellence and Inclusiveness	3 - 6
Factsheet 2: Statistical Analysis of Scholarship Holder Mobility flows - Partner Country Students to Programme Countries	7 - 11
Factsheet 3: Statistical Analysis of Scholarship Holder Mobility flows - Programme Country Students to Programme Countries	12 - 17
Factsheet 4: Statistical Analysis of Scholarship Holder Mobility flows to Partner Countries	18 - 20
Factsheet 5: Statistical Analysis of the Main Project Features	21 - 29
Factsheet 6: Overview of the participating Higher Education Institutions	30 - 45



European
Commission



Erasmus+ Programme Erasmus Mundus Joint Master Degrees 2014-2020

© European Union, 2021 (CC BY-NC-ND 4.0) — image source: iStockphoto.com

Factsheet 1

Participation of the Programme Countries Higher Education Institutions (HEIs): Institutional Excellence and Inclusiveness

This document is part of a series of fact sheets about the achievements of the 250 EMJMDs selected under Erasmus+ 2014-2020:

Factsheet 1: Participation of the Programme Countries HEIs (excellence and inclusiveness)

Factsheet 2: Partner Country scholarship holders mobility

Factsheet 3: Programme Country scholarship holders mobility

Factsheet 4: Scholarship holders' mobility to Partner Countries

Factsheet 5: Statistical analysis of the main project features

Factsheet 6: Overview of the participating Higher Education Institutions

Since 2014, under the Erasmus+ programme, 369 HEIs from the Programme Countries have participated as coordinator or as full partner in at least one Erasmus Mundus Joint Master Degree (EMJMD) (see annex 1).

Taking as a reference both the 2020 Academic Ranking of World Universities (Shanghai Ranking) and the 2020 Times Higher Education World University Ranking (THE), more than 50% of the 150 top-ranked European universities are involved in EMJMDs. This confirms the dimension of excellence of this programme. As an example, 60% of the top-10 European universities and approximately three quarters of the 50 top-ranked European universities participate in at least one EMJMD project (see table 1 and annex 2). Compared to a similar analysis carried out in 2018, the situation remains stable.

While the EMJMDs attract the European leading universities, the programme has also a scope of inclusiveness since it attracts less renowned HEIs. More than 65% of the participating Programme Country universities are ranked beyond the 500 top universities worldwide (see table 2). Erasmus Mundus looks more inclusive than in 2018 when 57% of the universities were ranked beyond 500.

The majority of the leading universities in Europe participate in the Erasmus Mundus Joint Master Degrees.

Table 1: Percentage of leading institutions participating in at least one EMJMD per ranking category

Ranking categories for Europe ¹	0-10	11-50 *	51-75 **	76-150 ***	151-250 ****	0-150 *****	0-250 *****
Shanghai Ranking 2020	60% ²	84%	76%	68%	54%	72%	64%
	(6/10)	(32/38)	(16/21)	(48/72)	(57/106)	(101/141)	(158/247)
THE Ranking 2020	60%	77%	62%	49%	55%	59%	57%
	(6/10)	(30/39)	(16/26)	(38/78)	(57/104)	(90/153)	(147/257)

Source: EACEA

Because of ex-aequo cases, the cut-off points vary according to the rankings:

* Shanghai: 11-48 / THE 11-49

** Shanghai: 49-69 / THE 50-75

Shanghai: 70-141 / THE 76-153

**** Shanghai: 142-247 / THE 154-257

***** Shanghai: 0-141 / THE 0-153

Shanghai: 0-247 / THE 0-257

1 Ranking order at European level (250 best Programme Country institutions according to international rankings)

2 60% of the 10 best universities in Europe were involved in EMJMD according to the Shanghai ranking

The Erasmus Mundus Joint Master Degrees target a large variety of European HEIs.

Table 2: Breakdown of the European HEIs participating in at least one EMJMD according to their ranking at worldwide level

Ranking categories ³	0-100	101-200	201-300	301-500	Above 500	Total
Shanghai Ranking 2020	6% ⁴	8%	7%	12%	66%	100%
	23	30	27	46	243	369
THE Ranking 2020	5%	9%	6%	12%	67%	100%
	20	35	22	45	247	369

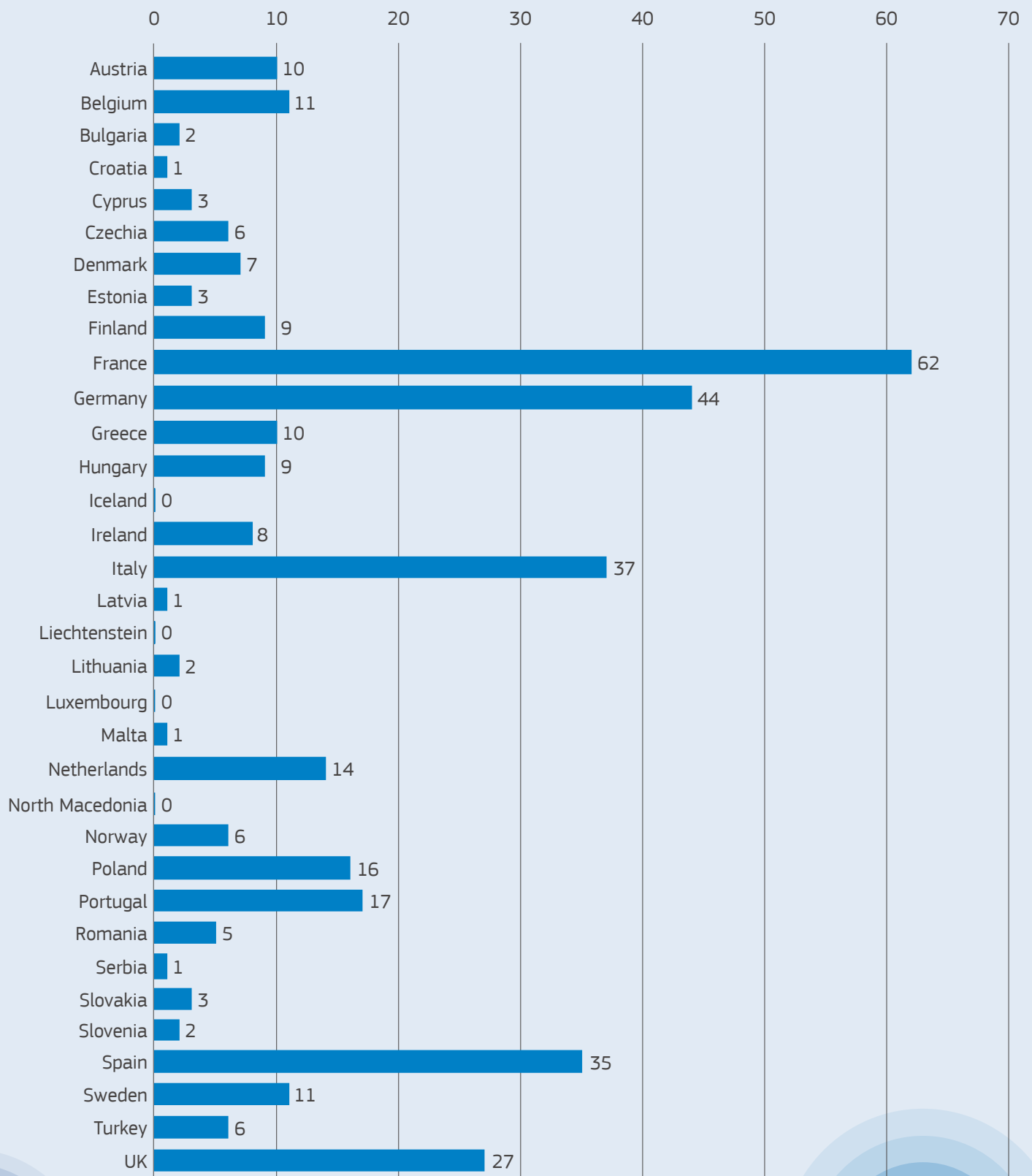
Source: EACEA

³ Ranking order at worldwide level according to the two international rankings.

⁴ according to the Shanghai ranking, 6% of the European universities participating in Erasmus Mundus Joint Degrees are among the 100 first universities worldwide

ANNEX 1

Number of HEIs involved in EMJMDs 2014-2020, by Programme Country



ANNEX 2

50 Top-Ranked European HEIs

Rank	SHANGHAI RANKING (2020) HEI	Country	Rank	THE RANKING (2020) HEI	Country
1	University of Cambridge	UK	1	University of Oxford	UK
2	University of Oxford	UK	2	University of Cambridge	UK
3	Paris-Saclay University	France	3	Imperial College London	UK
4	University College London	UK	4	London School of Economics	UK
5	Imperial College London	UK	5	University of Edinburgh	UK
6	University of Copenhagen	Denmark	6	LMU Munich	Germany
7	PSL University	France	7	King's College London	UK
7	The University of Manchester	UK	8	Karolinska Institute	Sweden
8	Sorbonne University	France	9	Technical University of Munich	Germany
9	The University of Edinburgh	UK	10	Heidelberg University	Germany
10	Karolinska Institute	Sweden	11	KU Leuven	Belgium
11	King's College London	UK	12	University of Manchester	UK
12	University of Munich	Germany	13	Wageningen University & Research	Netherlands
13	Utrecht University	Netherlands	14	University of Amsterdam	Netherlands
14	Technical University of Munich	Germany	15	Delft University of Technology	Netherlands
15	Heidelberg University	Germany	15	Leiden University	Netherlands
16	University of Oslo	Norway	16	Erasmus University Rotterdam	Netherlands
17	University of Bristol	UK	17	University of Groningen	Netherlands
18	University of Paris	France	18	Utrecht University	Netherlands
19	Ghent University	Belgium	19	Charité - Universitätsmedizin Berlin	Germany
20	Aarhus University	Denmark	19	Sorbonne University	France
20	Stockholm University	Sweden	20	University of Tübingen	Germany
20	University of Groningen	Netherlands	21	École Polytechnique	France
21	University of Helsinki	Finland	22	University of Helsinki	Finland
22	Uppsala University	Sweden	23	Lund University	Sweden
23	Erasmus University Rotterdam	Netherlands	24	University of Glasgow	UK
23	Leiden University	Netherlands	25	RWTH Aachen University	Germany
24	University of Bonn	Germany	26	University of Copenhagen	Denmark
25	KU Leuven	Belgium	27	Uppsala University	Sweden
26	Université Grenoble Alpes	France	28	University of Bonn	Germany
27	Aix Marseille University	France	29	University of Birmingham	UK
27	Goethe University Frankfurt	Germany	30	Aarhus University	Denmark
27	Norwegian University of Science and Technology - NTNU	Norway	31	University of Sheffield	UK
27	Radboud University Nijmegen	Netherlands	32	University of Southampton	UK
27	Technical University of Denmark	Denmark	33	Ghent University	Belgium
27	The University of Sheffield	UK	34	University of Göttingen	Germany
27	Université libre de Bruxelles - ULB	Belgium	35	Maastricht University	Netherlands
27	University of Amsterdam	Netherlands	36	Radboud University Nijmegen	Netherlands
27	University of Birmingham	UK	37	University of York	UK
27	University of Freiburg	Germany	37	University of Paris	France
27	University of Goettingen	Germany	38	University of Oslo	Norway
27	University of Gothenburg	Sweden	39	Durham University	UK
27	University of Leeds	UK	40	University of Vienna	Austria
27	University of Liverpool	UK	41	Vrije Universiteit Amsterdam	Netherlands
27	University of Nottingham	UK	42	Lancaster University	UK
27	University of Southampton	UK	43	Ulm University	Germany
27	University of Strasbourg	France	44	Pompeu Fabra University	Spain
27	University of Warwick	UK	45	University of Exeter	UK
27	Vrije Universiteit Amsterdam	Netherlands	46	University of Sussex	UK

1 The ranking order at European level - 48 Programme Country institutions according to the Shanghai list, and the 49 Programme Country institutions according to the THE list. **In bold, the Programme Country HEIs that are involved in at least one EMJMD project.**



European
Commission



Erasmus+ Programme

Erasmus Mundus Joint Master Degrees 2014-2020

© European Union, 2021 (CC BY-NC-ND 4.0) — image source: iStockphoto.com

Factsheet 2

Statistical Analysis of Scholarship Holder Mobility flows Partner Country Students to Programme Countries (extract August 2020)

This document is part of a series of fact sheets about the achievements of the 250 EMJMDs selected under Erasmus+ 2014-2020:

Factsheet 1: Participation of the Programme Countries HEIs (excellence and inclusiveness)

Factsheet 2: Partner Country scholarship holders mobility

Factsheet 3: Programme Country scholarship holders mobility

Factsheet 4: Scholarship holders' mobility to Partner Countries

Factsheet 5: Statistical analysis of the main project features

Factsheet 6: Overview of the participating Higher Education Institutions

BACKGROUND

During the programming period 2014-2020, the European Commission selected 250 Erasmus Mundus Joint Master Degrees (EMJMDs). Each project implements three or four student intakes and the scholarship holders study in at least two different Programme Countries. This overview looks at two types of statistics: the actual number of individual Partner Country students concerned (n=6,418), and their mobility flows (i.e. the number of mobility periods carried out so far by these students) (n=13,248).

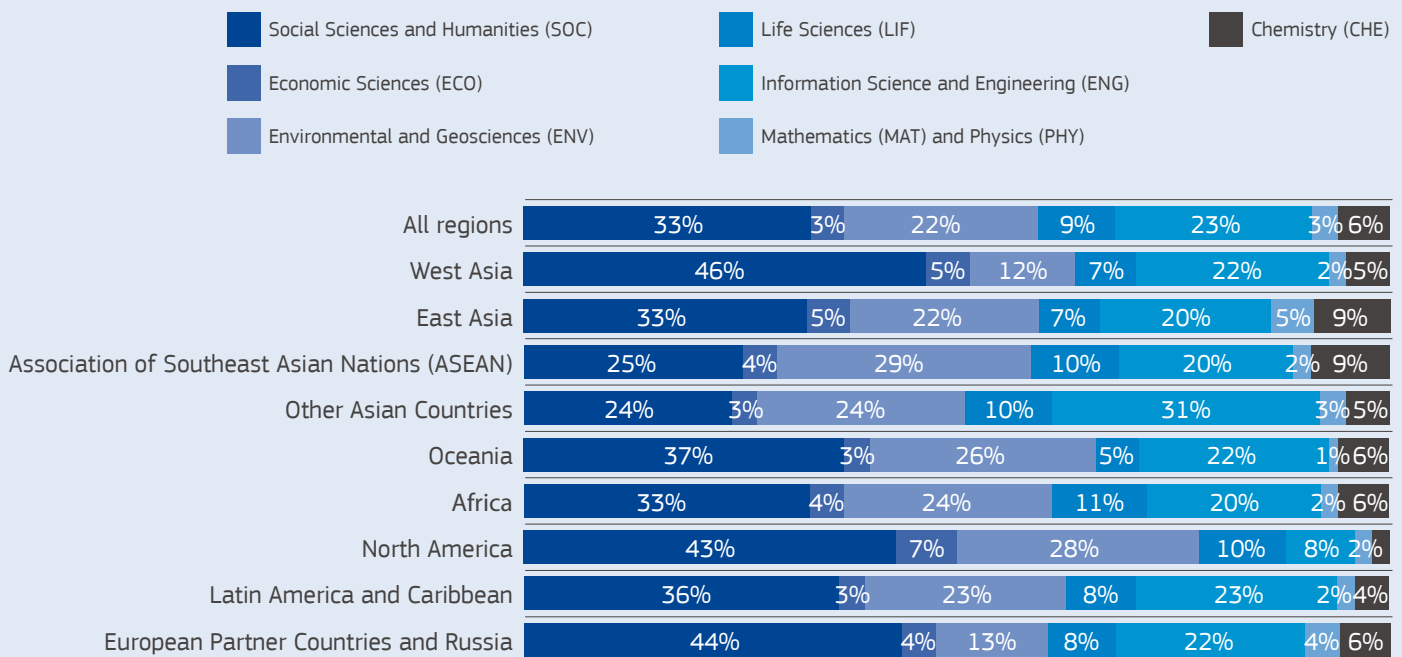
Partner Country¹ students represent more than 80% (n=6,418) of all the scholarship holders funded so far (n=7,718), with the remaining 20% being composed of Programme Country students, who are the subject of a separate analysis (Factsheet 3). Most of the EMJMD projects selected in the 2014-2020 programming phase are still going to select students until 2024. Therefore, the figures below include roughly 60% of the total expected number of Partner Country scholarship holders (12,900) to be completed for the period 2014-2020.

¹ Programme Countries: for the reference period are considered all 27 EU Member States and Iceland, Liechtenstein, North Macedonia, Norway, Serbia (since 2019), Turkey, United Kingdom. Partner Countries are all other countries in the world that are not Programme Countries.

MAIN RESULTS

- **The Partner Country scholarships holders are gender balanced, with a small majority of women**
Some 53% of all students are female, 47% are male and the majority of them were born between 1992 and 1996.
- **Overall, students study equally in the fields of humanities, life sciences and exact sciences**
While one third of the students study social sciences and humanities and another third life sciences (including environmental and geo sciences), slightly fewer than a third study exact sciences, including 23% in information science & engineering, and 6% in chemistry (Figure 1). There is, however, some diversity among the regions. For instance, while in West Asia, North America and European Partner Countries² & Russia more than 40% study Social Sciences & Humanities, the proportion is markedly lower in Other Asian countries³ (24%) and Association of Southeast Asian Nations - ASEAN (25%) respectively.

Figure 1: Study Areas of Partner Country students by region of origin



- **Ten countries worldwide represent almost half of all Partner Country scholarship holders**
The EMJMD scholarship holders come from 127 Partner Countries across five continents. The most represented region of origin is Latin America and the Caribbean (Figure 2), and the most popular individual nationalities are Brazilian, Mexican, Indian and Pakistani (Figure 3). Both trends reflect the top-up budgets allocated to geographical areas, the country priorities⁴ and the population of the countries concerned.

Figure 2: Origin of the partner Country scholarship holders per region (n=6,418)

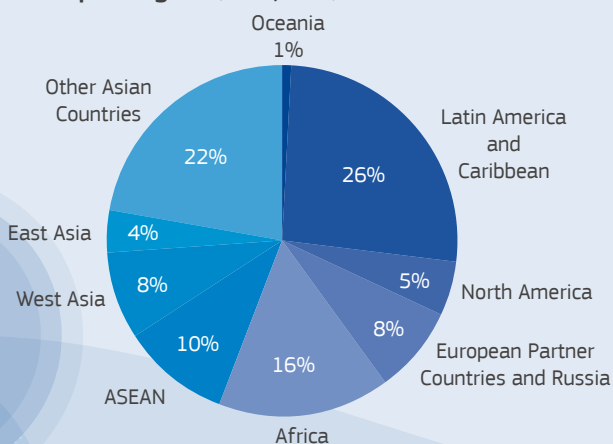
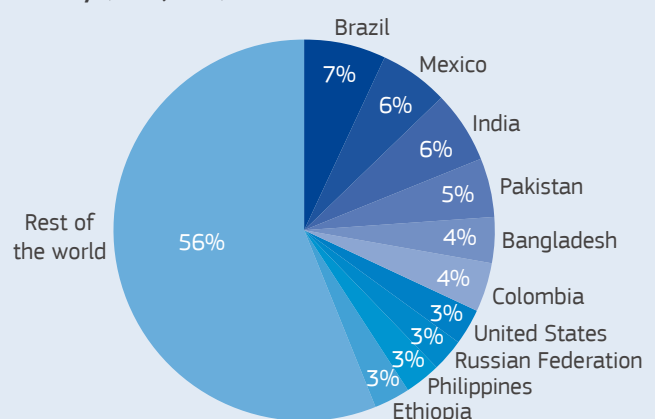


Figure 3: Origin of the scholarship holders per Partner Country (n=6,418)



² Albania, Belarus, Bosnia and Herzegovina, Kosovo* (this designation is without prejudice to positions on status, and is in line with UNSCR 1244 and the ICJ Opinion on the Kosovo Declaration of Independence), Moldova, Montenegro, Switzerland, Ukraine.

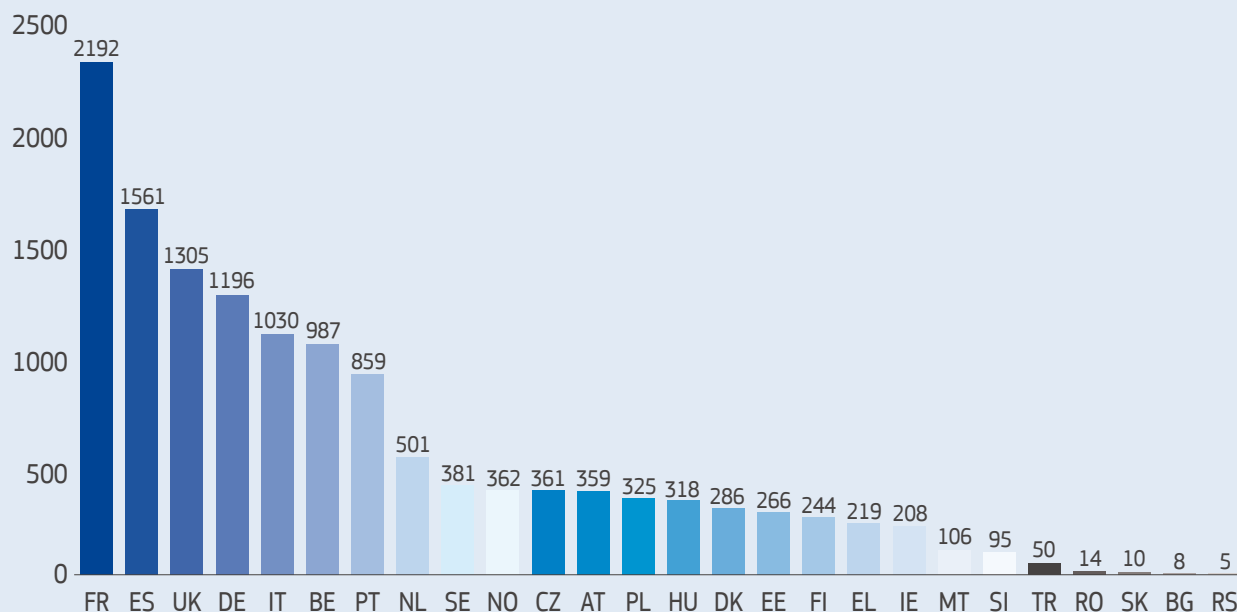
³ Afghanistan, Bangladesh, Bhutan, India, Kazakhstan, Kyrgyzstan, Mongolia, Nepal, Pakistan, Sri Lanka, Tajikistan, Turkmenistan, Uzbekistan.

⁴ In particular low and middle-income countries and least developed countries. For reference, please see the Erasmus+ Programme Guide for the respective calls.

- **Four Programme Countries (France, Spain, United Kingdom and Germany) host almost half of all mobility flows**

France (17%) is by far the most visited country, followed by Spain (12%), United Kingdom (10%), Germany (9%), Italy (8%), Belgium (7%) and Portugal (6%) (Figure 4). So far, Croatia, Cyprus, Iceland, Latvia, Liechtenstein, Lithuania, Luxembourg and North Macedonia, did not yet host any student. Moreover, Higher Education Institutions (HEIs) from Iceland, Liechtenstein, Luxembourg and North Macedonia are not involved in any EMJMD as full partner to date.

Figure 4: Number of hosted mobility flows per Programme Country (n=13,248)



- **Highly concentrated worldwide mobility flows**

The most popular mobility flows come from Latin America & Caribbean and “Other Asian countries” in direction to France or Spain, and from Africa to France, or “Other Asian countries” to UK. The top 7 Programme Countries hosting students from the top 4 regions (see red square in Table 1) represent 50% of all mobility flows. This result is perhaps due to linguistic or historical ties with the Programme Countries. At country level, the most significant flows are (Table 2):

- Brazil to France, Spain and Portugal
- Mexico to France and Spain
- India and Pakistan to France

Table 1: Main mobility flows worldwide by home region to the host Programme Country (n=13,248)

Host country	Origin of scholarship holders									Total
	Latin America and Caribbean	Other Asian countries	ASEAN	Africa	North America	European Partner Countries and Russia	West Asia	East Asia	Oceania	
FR	568	450	210	399	117	164	154	112	18	2192
ES	481	302	133	230	115	123	109	52	16	1561
DE	304	251	122	181	68	108	80	72	10	1196
UK	295	339	114	178	87	121	120	37	14	1305
BE	274	188	117	161	53	83	57	46	8	987
PT	265	139	72	178	51	50	63	36	5	859
IT	247	182	86	189	66	115	92	39	14	1030
NL	118	101	45	67	41	50	45	23	11	501
SE	110	74	61	45	31	21	17	17	5	381
NO	82	65	35	75	21	27	30	22	5	362
HU	81	65	17	54	22	34	30	12	3	318
AT	72	71	30	45	33	49	28	27	4	359
Other	450	485	250	292	169	226	195	108	22	2197
Total	3347	2712	1292	2094	874	1171	1020	603	135	13248

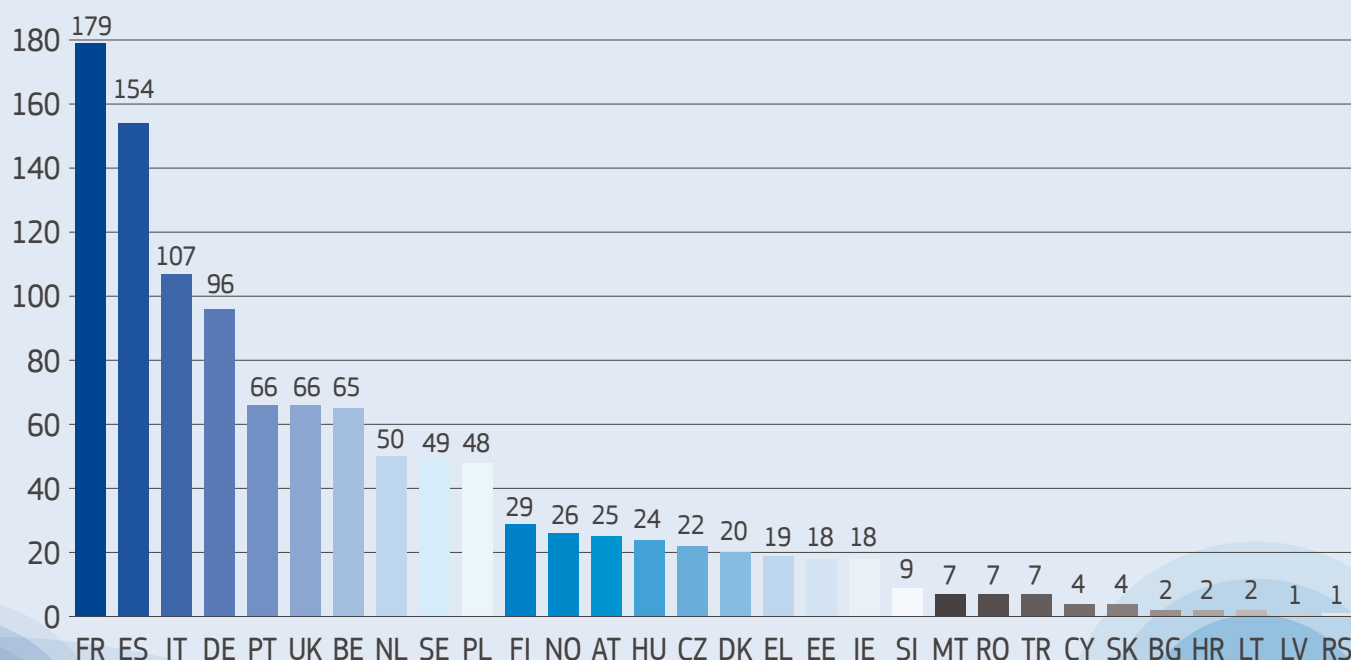
Table 2: Mobility flows of the top 10 mobility countries (n=13,248)

Host country	Origin of scholarship holders									
	Brazil	Mexico	India	United States	Pakistan	Bangladesh	Colombia	Russia	Philippines	China
FR	159	138	136	79	107	83	72	64	62	69
ES	103	111	71	96	74	59	73	49	36	29
UK	86	69	63	66	78	65	38	44	38	24
DE	82	71	76	48	49	42	51	41	38	51
IT	76	45	53	50	39	35	36	40	20	23
BE	74	61	67	33	44	31	43	27	44	31
PT	102	48	35	40	34	30	38	22	24	25
NL	25	34	31	30	20	23	21	20	11	14
SE	24	25	21	23	14	21	22	10	16	12
NO	31	19	19	19	19	14	5	9	6	14

• **Different profiles of hosting Programme Countries**

While the number of students from Partner Countries obviously largely depends on the top-up budget available for the regions concerned and the size of the population, the number of mobility flows hosted by the different Programme Countries depends upon other parameters, and not only on the number of HEIs involved in the projects.

Figure 5: Instances of HEIs participation as full partners (2014-2020) per Programme Country (n=1,136)



Note: the same institutions appear several times in different projects and these instances are counted separately.

Most HEIs participating in the programme come from France, followed by Spain, Italy, Germany and Portugal (Figure 5). As previously mentioned, so far, HEIs from Iceland, Liechtenstein, Luxembourg and North Macedonia are not yet involved as full partners in any EMJMD.

Figure 6 and Figure 6-zoom show the correlation between the mobility flows and the number of participating HEIs per Programme Country. For example, Spain hosts 12% of the mobility flows whereas it represents 14% of the HEIs involved (instances of participation).

In summary, three categories of Programme Countries can be identified:

1. **Highly attractive countries** in relation to their institutional participation, such as Belgium and the United Kingdom.
2. **Balanced participation** in the sense that the mobility flows reflect the institutional participation of the Programme Countries: France, Netherlands, Portugal, Germany, etc.
3. **Underrepresented countries** in relation to their institutional participation, such as Spain, Italy, Poland, Sweden and Finland.

Figure 6: Correlation between hosting student mobility and institutional participation in Programme Countries

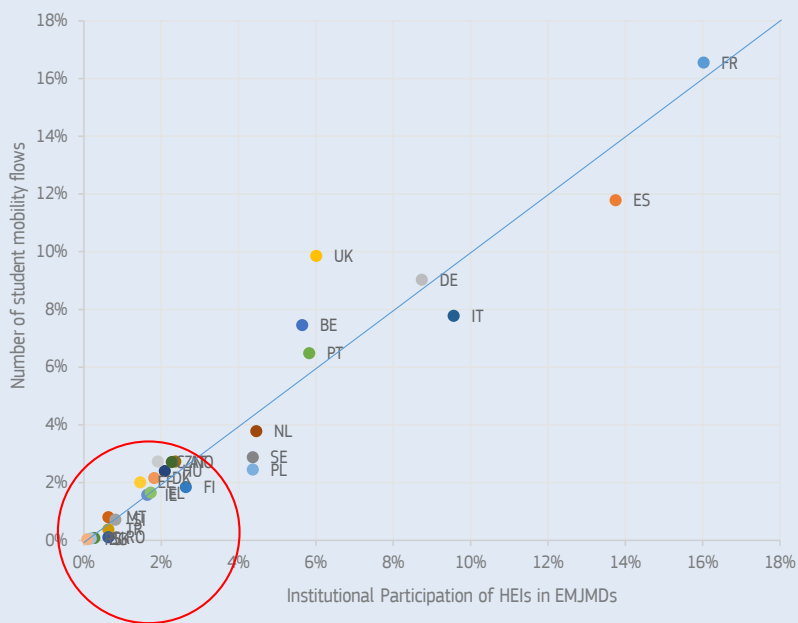
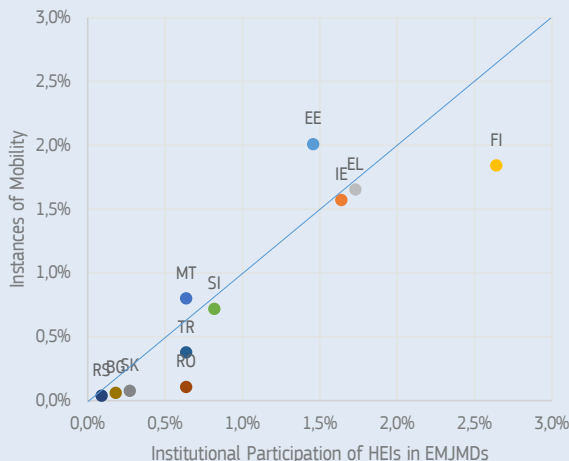


Figure 6-zoom: Correlation between hosting student mobility and institutional participation in Programme Countries





European
Commission



Erasmus+ Programme Erasmus Mundus Joint Master Degrees 2014-2020

© European Union, 2021 (CC BY-NC-ND 4.0) — image source: iStockphoto.com

Factsheet 3

Statistical Analysis of Scholarship Holder Mobility flows Programme Country Students to Programme Countries (extract August 2020)

This document is part of a series of fact sheets about the achievements of the 250 EMJMDs selected under Erasmus+ 2014-2020:

Factsheet 1: Participation of the Programme Countries HEIs (excellence and inclusiveness)

Factsheet 2: Partner Country scholarship holders mobility

Factsheet 3: Programme Country scholarship holders mobility

Factsheet 4: Scholarship holders' mobility to Partner Countries

Factsheet 5: Statistical analysis of the main project features

Factsheet 6: Overview of the participating Higher Education Institutions

BACKGROUND

During the programming period 2014-2020, the European Commission selected 250 Erasmus Mundus Joint Master Degrees (EMJMDs). Each project implements three or four student intakes and the scholarship holders study in at least two different Programme Countries¹. This overview looks at two types of statistics: the actual number of individual Programme Country scholarship holders concerned (n=1,300²); and their study periods (i.e. the number of study periods carried out so far by these scholarship holders) (n=3,346). Among these 3,346 study periods, 2,825 (84%) of them correspond to a mobility flow to a Programme Country different from the country of residence.

Programme Country scholarship holders represent 18% (n=1,300) of all the scholarship holders funded so far (n=7,718), with the remaining 82% being the Partner Country scholarship holders who are the subject of a separate analysis (Factsheet 2). Most of the EMJMD projects selected in the 2014-2020 programming phase are still going to select scholarship holders until 2024. The figures below represent therefore roughly 50% of the total expected number of Partner Country scholarship holders (2,473) to be completed for the period 2014-2020.

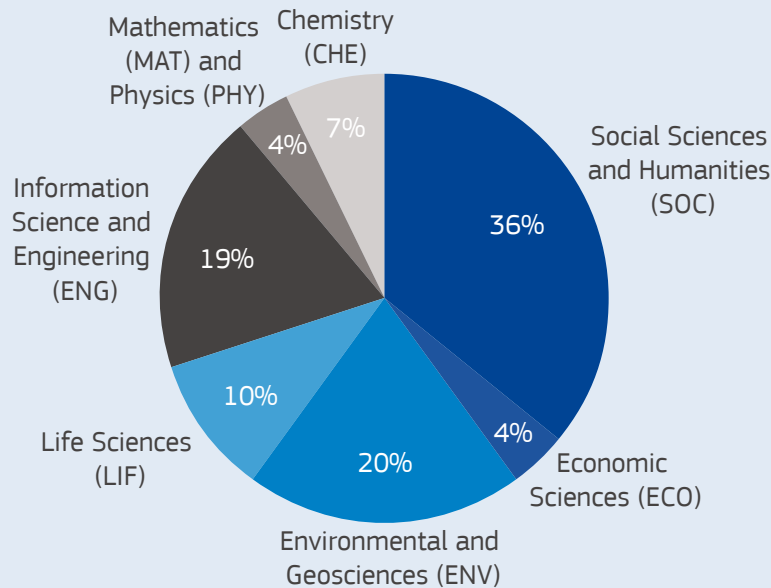
1 Programme Countries : for the reference period are considered all 27 EU Member States and Iceland, Liechtenstein, North Macedonia, Norway, Serbia (since 2019), Turkey, United Kingdom. Partner Countries are all other countries in the world that are not Programme Countries.

2 This number includes 191 Partner Country students resident in a Programme Country. The number of Programme Country nationals amounts to 1109.

MAIN RESULTS

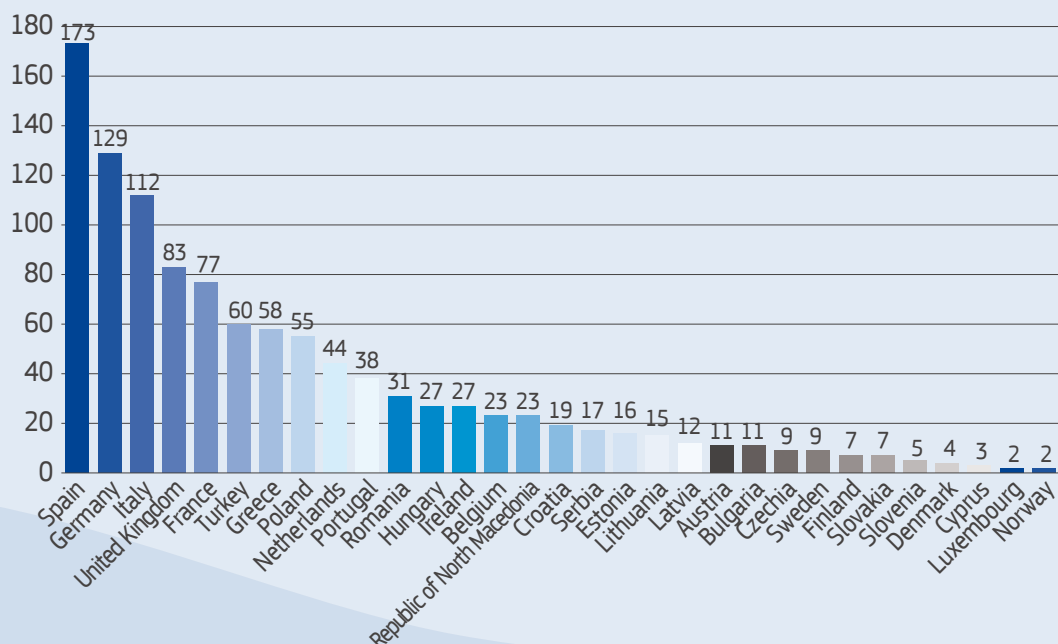
- The Programme Country scholarships holders are gender balanced, with a small majority of women**
 Some 55% of all scholarship holders are female, 45% are male and the majority of them were born between 1992 and 1997.
- Overall, most Programme Country scholarship holders study in the field of humanities**
 While 40% of the scholarship holders study Humanities (Social Sciences and Humanities, and Economic Sciences) the rest is equally divided (30% each) between Life Sciences (Environmental and Geosciences, Life Sciences) and Exact Sciences (Information Science and Engineering, Chemistry, Mathematics and Physics) (Figure 1).

Figure 1: Study areas of Programme Country scholarship holders



- Over half of all Programme Country scholarship holders originate from five Programme Countries**
 The EMJMD scholarship holders come from 31 Programme Countries out of 34. The most popular countries of origin are Spain (16%), Germany (12%), Italy (10%), United Kingdom (7%) and France (7%) (Figure 2). No scholarship holders came yet from Malta (which is, however, involved in five projects as full partner), Iceland and Liechtenstein³.

Figure 2: Origin of the Programme Country scholarship holders per nationality⁴

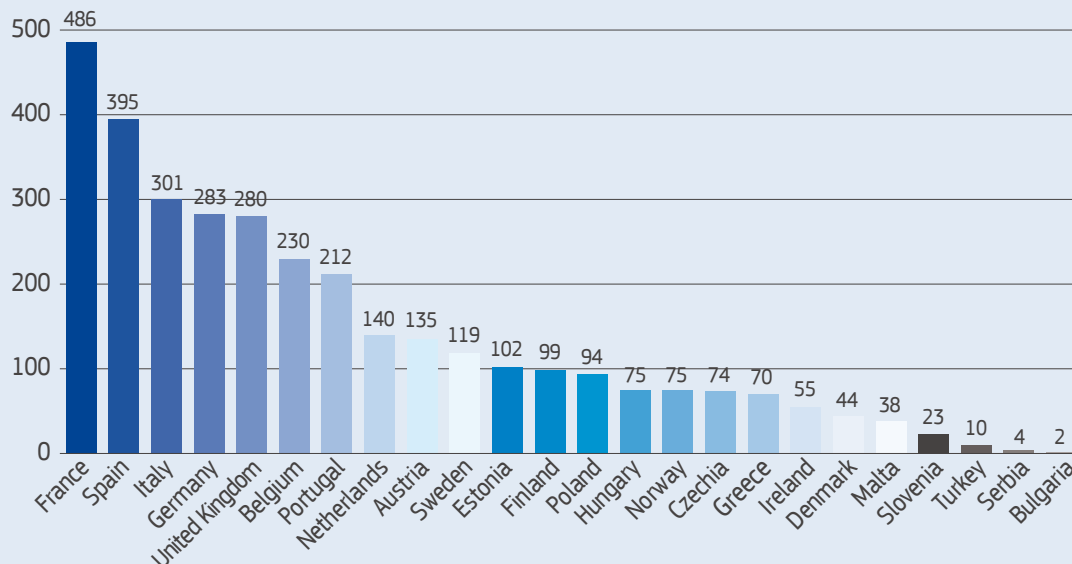


³ These Programme Countries, together with Luxembourg and North Macedonia, are also not represented in any EMJMD project.
⁴ Programme Country students with a Partner Country nationality are not displayed in this figure.

- **Five Programme Countries (Spain, Germany, Italy, United Kingdom and France) host more than half of all study periods**

France (15%) is the most visited country, followed by Spain (12%), Italy (9%), Germany (8%), United Kingdom (8%), Belgium (7%) and Portugal (6%) (Figure 3). Whereas they are at least involved in one EMJMD as full partner, Croatian, Cypriot, Latvian, Lithuanian, Romanian and Slovak HEIs did not yet host any scholarship holder. On the other hand, higher education institutions (HEIs) from Iceland, Liechtenstein, Luxembourg and North Macedonia are not involved in any EMJMDs as full partner to date and therefore also did not host any scholarship holder.

Figure 3: Number of hosted study periods per Programme Country (n=3,346)*



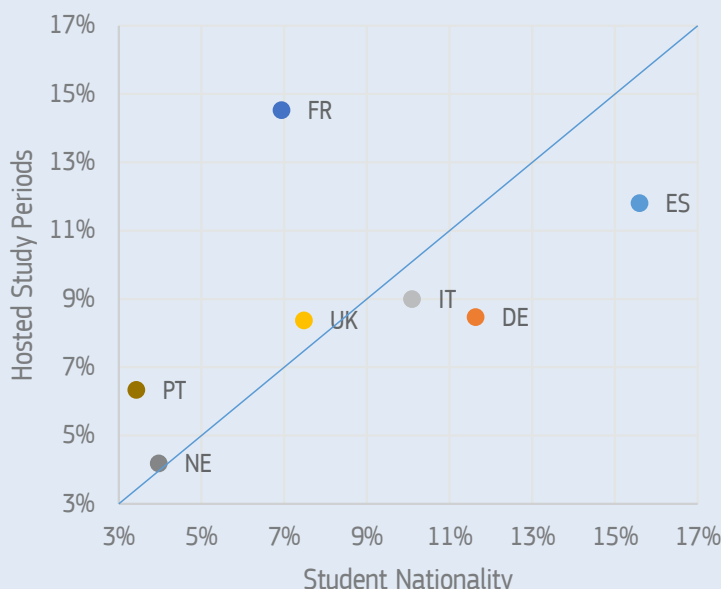
* These figures include nationals studying in their country of residence. Figures excluding nationals studying in their country of residence have the same patterns.

Figure 4 shows the correlation between the percentage of scholarship holders per nationality and the share of hosted study periods per country. For example, France hosts almost 15% of the study periods whereas less than 7% of all scholarship holders are French.

In summary, three categories of Programme Countries can be identified:

1. **“Net scholarship holders exporting”** countries, such as Spain and Germany, who send more nationals than they host study periods.
2. **Balanced distribution**: United Kingdom and Netherlands.
3. **“Net scholarship holders importing”** countries, such as France and Portugal, who host more study periods than they send nationals.

Figure 4: Correlation between percentage of scholarship holders per nationality and the share of hosted study periods per country⁵



⁵ Only countries above 3% are displayed.

- **The location of study periods are highly concentrated within the Programme Countries**
The top 10 Programme Countries host more than 75% of all study periods (Table 1). The most popular mobility flows come from Spain, Germany, Italy and the United Kingdom in direction to France, Spain, Italy and Germany. Patterns are very similar when excluding scholarship holders studying in their country of residence. In that respect, for some countries, the number of nationals studying in their country of residence is among the highest number of hosted study periods, as in the case of French students studying in French (Table 1). In these cases, it is noteworthy that according to the programme rules, scholarship holders do not receive the scholarship when they study in their home country.

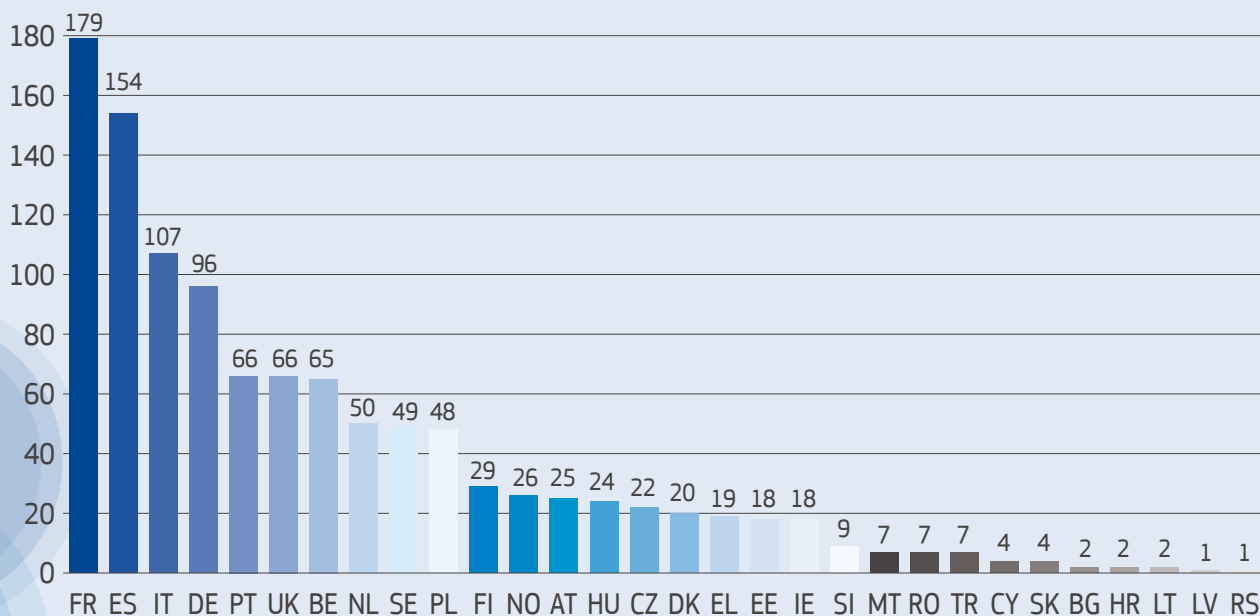
Table 1 : Location of the study periods of scholarship holders originating from the top 10 Programme Countries (n=3,346)

Host country	Origin of scholarship holders											Total
	ES	DE	IT	UK	FR	RS	PL	EL	NL	PT	Other	
FR	66	44	46	32	66	34	28	14	11	16	105	486
ES	103	26	43	39	27	29	12	19	8	14	73	395
IT	46	31	68	8	33	24	12	11	11	11	46	301
DE	17	74	23	24	12	23	13	13	21	5	58	283
UK	37	30	26	45	11	21	14	19	3	10	64	280
BE	29	18	14	18	25	13	7	14	15	8	69	230
PT	35	22	35	10	12	15	6	9	5	23	40	212
NL	9	26	14	11	5	10	2	2	25	4	32	140
AT	5	20	12	11	6	2	11	4	13	4	47	135
SE	17	13	7	8	11	12	2	4	3	1	41	119
EE	1	9	4	20	3	18	3	3	4	4	33	102
FI	14	6	12	11	6	8	5	1	4	2	30	99
PL	14	13	7	2	11	7	15	1	3	2	19	94
HU	4	4	2	8	7	8	2	1		4	35	75
NO	14	13	8	7	4	7	2	1	3		16	75
CZ	5	15	4	8	5	3	1	2	3	3	25	74
EL	8	3	6	18	1	1		12		5	16	70
IE	2	7	3	6	4	3	1	3	1	3	22	55
DK	4	9	3	1	1	3	2	2	2	1	16	44
MT	4	2	4	10	2	3	3	7	1		2	38
SI	2		8	2		4	2			2	3	23
TR		3		2	1						4	10
RS			2	1		1					0	4
BG				1							1	2
Total	462	388	351	303	253	249	143	142	136	122	797	3346

- **Different profiles of hosting Programme Countries**

The number of participating scholarship holders from Programme Countries depends largely upon the size of the population and the number of HEIs involved in the projects. An overview of the latter is presented in Figure 5.

Figure 5: Instances of HEIs participation as full partners (2014-2020) per Programme Country (n=1,136)



Note: the same institutions appear several times in different projects and these instances are counted separately.

Most HEIs participating in the programme come from France, Spain, Italy and Germany. As previously mentioned, so far, HEIs from Iceland, Liechtenstein, Luxembourg and North Macedonia are not yet involved as full partners in any EMJMD.

Figure 6: Correlation between hosted study periods and institutional participation in Programme Countries

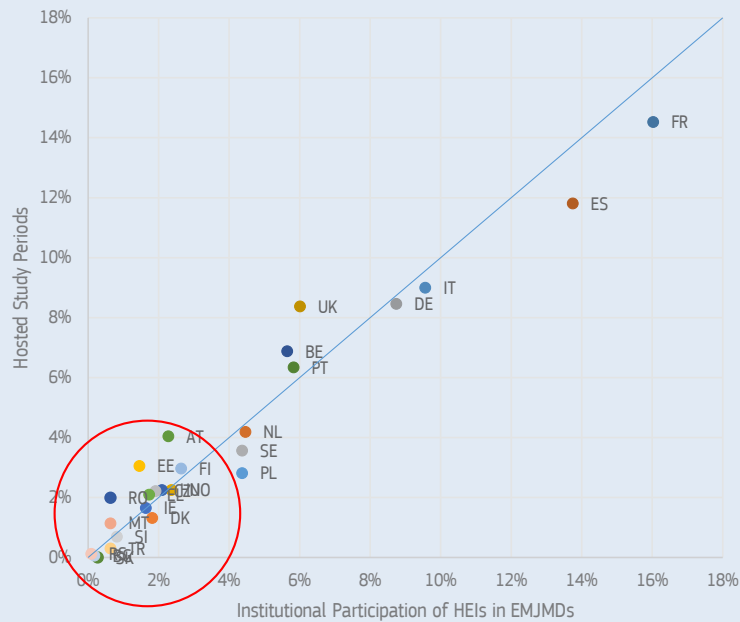


Figure 6-zoom: Correlation between hosted study periods and institutional participation in Programme Countries

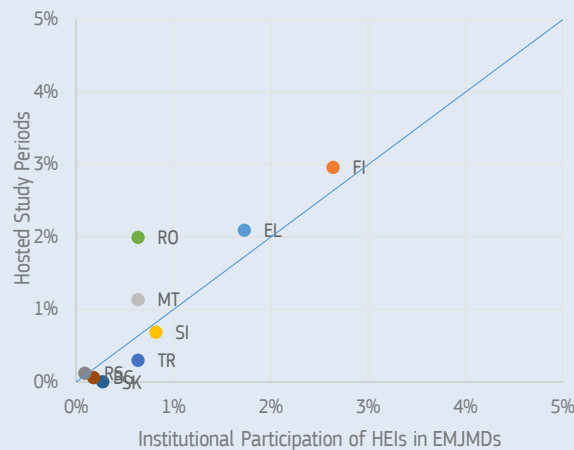


Figure 6 and Figure 6-zoom show the correlation between the hosted study periods and the number of participating HEIs per Programme Country. For example, Spain hosts some 12% of the study periods whereas it represents almost 14% of the HEIs involved (instances of participation).

In summary, three categories of Programme Countries can be identified:

1. **Somewhat more attractive countries** in relation to their institutional participation, such as United Kingdom, Austria and Belgium.
2. **Balanced participation** in the sense that the hosted study periods reflect the institutional participation of the Programme Countries: Germany, Netherlands, Portugal, etc.
3. **Somewhat underrepresented countries** in relation to their institutional participation, such as France, Spain, Poland, etc.

Figure 7 and Figure 7-zoom show the correlation between the percentage of scholarship holders per nationality and institutional participation in Programme Countries. For example, while France represents 16% of the HEIs involved (instances of participation), French students only represent 7% of all Programme country scholarship holders.

In summary, three categories of Programme Countries can be identified:

1. **Countries with a high student representation** in relation to their institutional participation like Greece, Germany, Spain, Turkey and United Kingdom.
2. **Countries with a balance student representation** in relation to their institutional participation: Italy, Poland, Netherlands, etc.
3. **Countries with a low student representation** in relation to their institutional participation like France, Belgium, Sweden, Portugal, etc.

Figure 7: Correlation between percentage of scholarship holders per nationality and institutional participation in Programme Countries

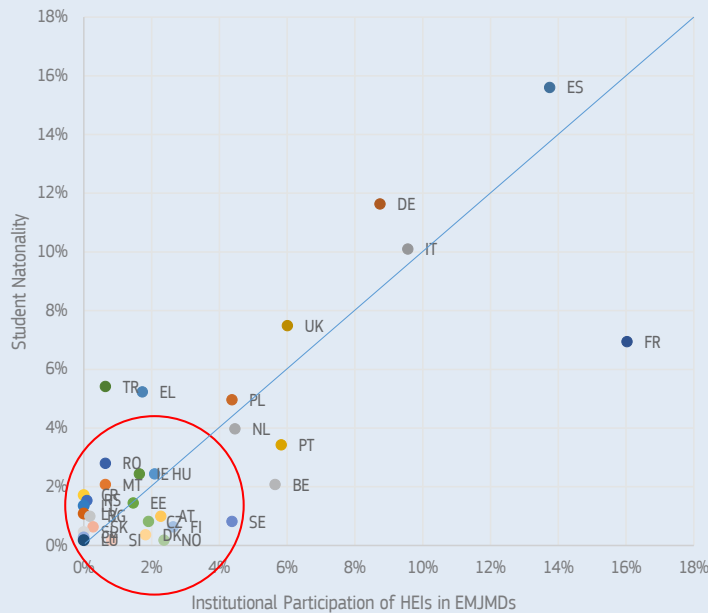
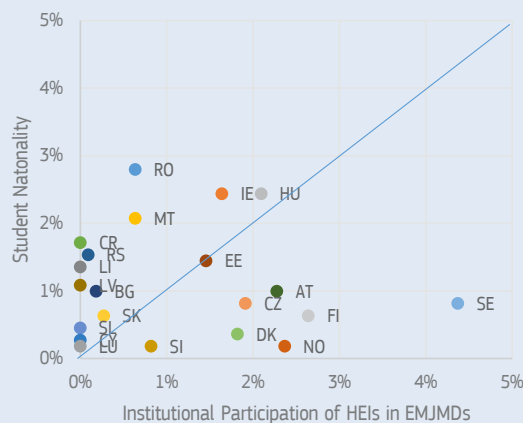


Figure 7-zoom: Correlation between percentage of scholarship holders per nationality and institutional participation in Programme Countries





European
Commission

Erasmus+ Programme Erasmus Mundus Joint Master Degrees 2014-2020

© European Union, 2021 (CC BY-NC-ND 4.0) — image source: iStockphoto.com

Factsheet 4

Statistical Analysis of Scholarship Holder Mobility flows to Partner Countries (extract August 2020)

This document is part of a series of fact sheets about the achievements of the 250 EMJMDs selected under Erasmus+ 2014-2020:

Factsheet 1: Participation of the Programme Countries HEIs (excellence and inclusiveness)

Factsheet 2: Partner Country scholarship holders mobility

Factsheet 3: Programme Country scholarship holders mobility

Factsheet 4: Scholarship holders' mobility to Partner Countries

Factsheet 5: Statistical analysis of the main project features

Factsheet 6: Overview of the participating Higher Education Institutions

BACKGROUND

During the programming period 2014-2020, the European Commission selected 250 Erasmus Mundus Joint Master Degrees (EMJMDs). Each project implements three or four student intakes and the scholarship holders study in at least two different Programme Countries¹. It is also possible for scholarship holders to spend a limited time of their study period in a Partner Country in order to study, carry out research or take part in an internship. Partner Country scholarship holders can receive the scholarship when being in a Partner Country for a maximum of 3 months. It is however possible to exceed this maximum without scholarship payment.

Until now, out of a total of 7,718 students who benefitted from an Erasmus Mundus scholarship, 263 students have made use of the possibility to study in a Partner Country representing all together 455 mobility flows. This represents 3.4% of the total number of scholarship holders and less than 3% of the total number of mobility flows organised so far under the EMJMDs.

Partner Country and Programme Country scholarship holders studying in a Programme country are the subject of a separate analysis (respectively Factsheets 2 and 3).

¹ Programme Countries: for the reference period are considered all 27 EU Member States and Iceland, Liechtenstein, North Macedonia, Norway, Serbia (since 2019), Turkey, United Kingdom. Partner Countries are all other countries in the world that are not Programme Countries.

MAIN RESULTS

- **Almost 80% of all scholarship holders who spent a mobility period in a Partner Country originate from Partner Countries reflecting the composition of the overall population of the scholarship holders**

Indeed, overall, Partner Country students represent 82% of all the scholarship holders funded so far under Erasmus Mundus (n=7,718).

Figure 1: Nationality of Programme Country and Partner Country scholarship holders who went in mobility to a Partner Country (n=263)

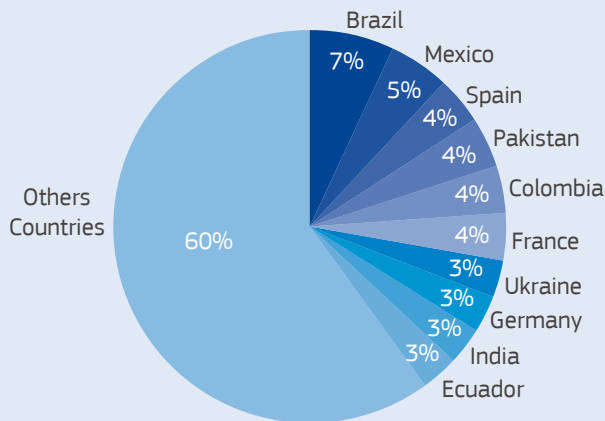
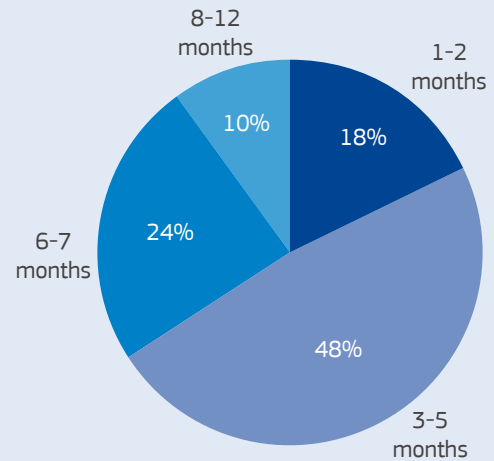


Figure 2: Mobility flows according to their duration in months (n=455)



- **Almost one quarter of all these scholarship holders come from five countries worldwide (Figure 1)**

The EMJMD scholarship holders that go for a mobility period to a Partner Country come from 72 different countries. Scholarship holders from Brazil (7%) and Mexico (5%) were the most represented out of the 263 students.

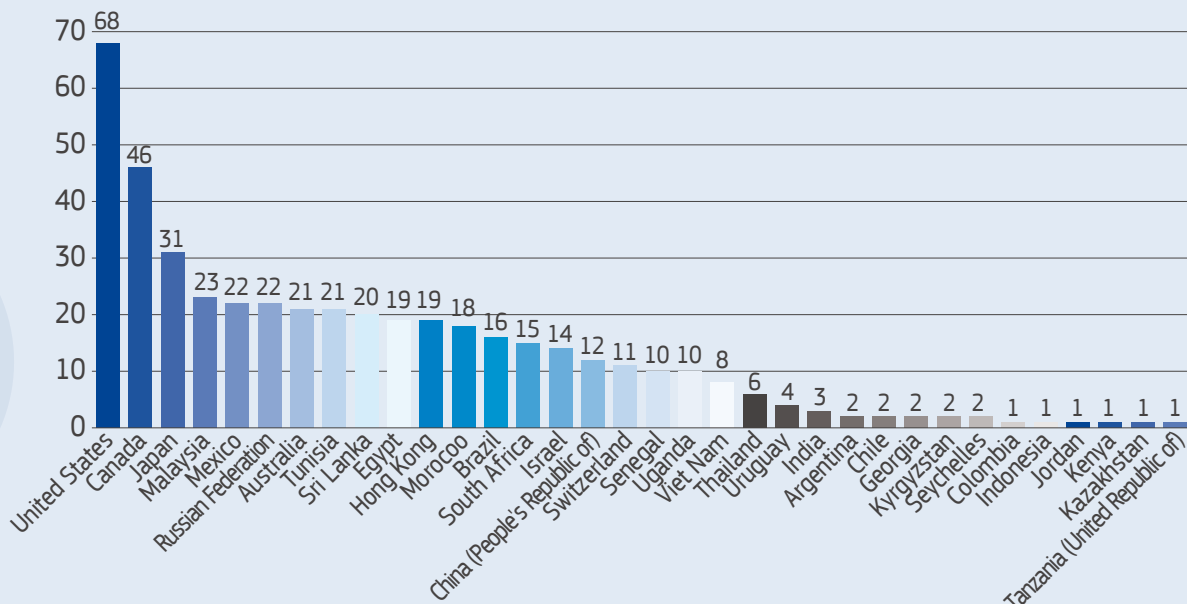
- **The scholarships holders going to Partner Countries are gender balanced**

Some 52% of all scholarship holders are female (48% male) which is in line with the patterns of the overall scholarship holder population.

- **Half of the mobility flows to Partner Countries lasted between 3 and 5 months (Figure 2)**

Both Programme Country and Partner Country scholarship holders are eligible to study in a Partner Country different from their home country. The Partner Country scholarship holders, however, can receive the scholarship only for a maximum of 3 months when on mobility in a Partner Country. This explains why most mobility durations were 3 months long.

Figure 3: Destination of Programme Country and Partner Country scholarship holders in mobility to a Partner country (n=455)



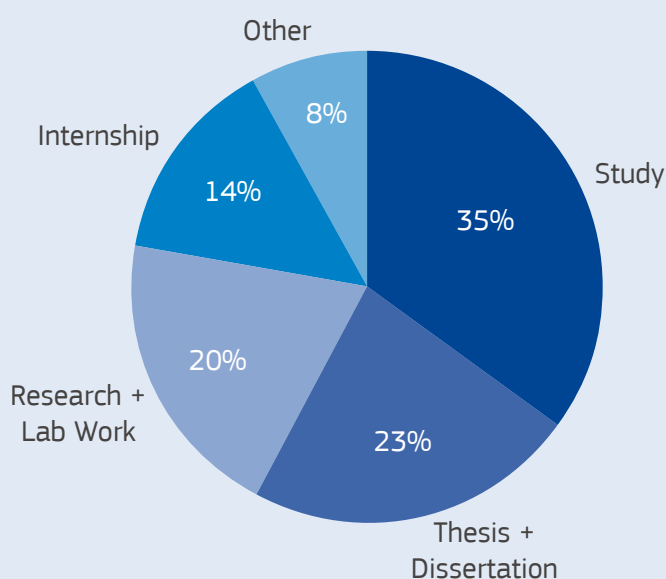
- **Most of the scholarship holders choose the USA when going to a Partner Country (Figure 3)**

Some 15% of all mobility flows to Partner Countries were hosted by the USA. This country is followed by Canada (10%) and Japan (7%).

- **The thematic fields of studies of scholarship holders going on a mobility to Partner Countries are identical to the thematic fields that scholarship holders study overall.**

While one third of the students study social sciences and humanities and one third life sciences (including environmental and geo sciences), slightly fewer than a third study the exact sciences, including 23% in information science & engineering, and 6% in chemistry.

Figure 4: Main activities in mobilities to Partner Countries (n=455)



- **Most of the scholarship holders go to a Partner Country for the purpose of research, internships and thesis writing (Figure 4)**

When compared to the scholarship holders population as a whole, it becomes clear that the scholarship holders that go to Partner Countries mostly do so in order to carry out research and to do thesis work. These types of mobilities represent almost half of all scholarship holders' mobilities in Partner Countries, compared to only 34% for the overall population of scholarship holders. Complementarily, in the overall population, 51% of the scholarship holder mobility flows have been identified as "Study", compared to 35% for the mobility flows to Partner countries. The number of scholarship holders doing an internship when on mobility in a Partner Country (14%) is twice as high as the share of the overall population of scholarship holders doing an internship (7%).

This is also reflected in the fact that for the overall population of scholarship holders only 10% of all mobilities take place at non-university institutions (e.g. enterprises, research institutes, NGOs, etc.) whereas for mobilities to Partner Countries it reaches 23%.



European
Commission

Erasmus+ Programme Erasmus Mundus Joint Master Degrees 2014-2020

© European Union, 2021 (CC BY-NC-ND 4.0) — image source: iStockphoto.com

Factsheet 5

Statistical Analysis of the Main Project Features

This document is part of a series of fact sheets about the achievements of the 250 EMJMDs selected under Erasmus+ 2014-2020:

Factsheet 1: Participation of the Programme Countries HEIs (excellence and inclusiveness)

Factsheet 2: Partner Country scholarship holders mobility

Factsheet 3: Programme Country scholarship holders mobility

Factsheet 4: Scholarship holders' mobility to Partner Countries

Factsheet 5: Statistical analysis of the main project features

Factsheet 6: Overview of the participating Higher Education Institutions

BACKGROUND

Between 2014 and 2020, the European Commission selected 250 Erasmus Mundus Joint Master Degrees (EMJMDs). Each EMJMD implements three or four student intakes, and the scholarship holders study in at least two different Programme Countries. Partner Countries can be included in the EMJMD as either full partners or associated partners. This overview analyses the main characteristics of the selected EMJMDs.

The number of selected EMJMDs (Figure 1) has increased since the first call in 2014, reflecting the budget made available to support the projects. The lowest number of selected EMJMDs was in 2016 (27 selected EMJMDs), and the highest in 2019 (51 selected EMJMDs).

Similarly, the average budget size of the selected EMJMDs and the average number of scholarships awarded per EMJMD has risen since the first call (Figure 2). The lowest average grant awarded per EMJMD was in 2015 (1.591.000 €), and the highest in 2020 (3.845.000 €). The budget awarded reflects mainly the number of scholarships allocated to the EMJMD projects, but also the type of scholarships requested by the institutions¹.

¹ The scholarship amount varies according to different parameters, such as the nationality and country of residence of the student and the distance traveled.

Figure 1: Number of selected EMJMDs per call for proposals (n=250)

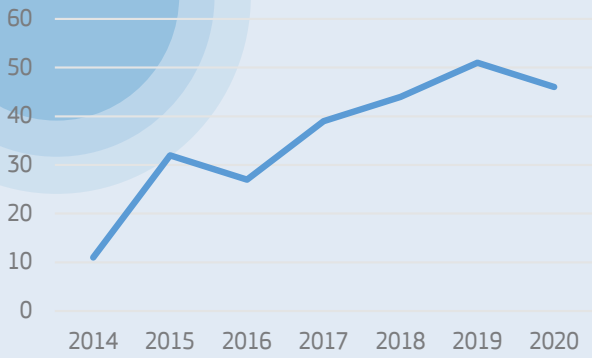
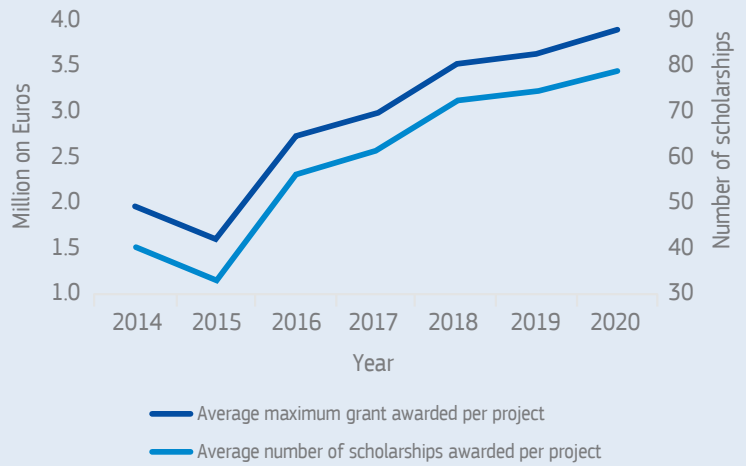


Figure 2: Average maximum grant amount and average number of scholarships awarded per EMJMD and year



As shown in Figure 3, the budget size of the EMJMDs varies to a large extent. Most EMJMDs (85%) received a maximum grant of 2.000.000 € or more. Most of the EMJMDs who received less than 2.000.000 € were selected during the two first calls, in a context where no budget was allocated for targeted regions in 2014 and applications with smaller budgets were received in 2015. The number of awarded scholarships also varies among the EMJMDs (Figure 4). The lowest number of foreseen scholarships for an EMJMD is 9, and the highest number is 94. Most EMJMDs (88%) were allocated between 40 and 94 scholarships

Figure 3: Breakdown of the selected EMJMDs according to the maximum grant awarded per EMJMD (1000 Euros)

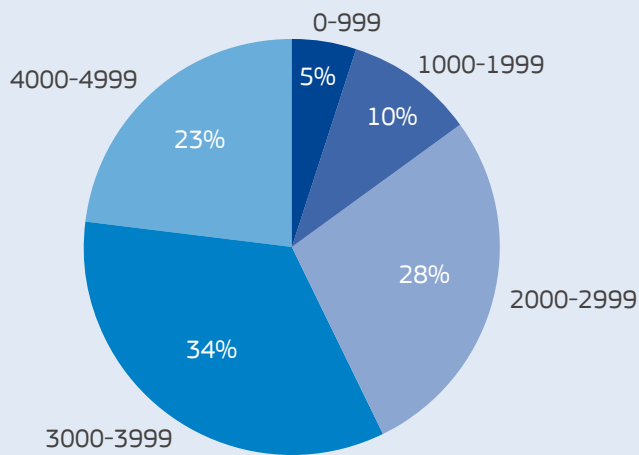
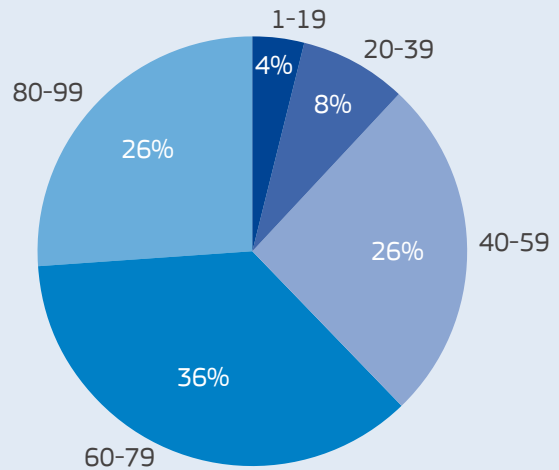


Figure 4: Breakdown of the selected EMJMDs according to the number of scholarships allocated per EMJMD



MAIN RESULTS

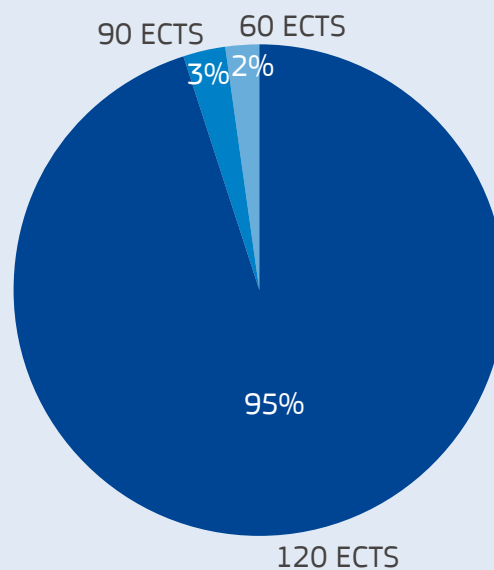
This factsheet analyses the main characteristics of the selected EMJMD projects in relation to their study programmes, consortia arrangements, and openness to the world.

FEATURES OF THE STUDY PROGRAMMES

- **Almost all Master programmes are 120 ECTS programmes**

An overwhelming majority (95%) of the EMJMDs offer Master programmes of 120 ECTS, corresponding to two academic years. Only 3% of the EMJMDs offer 90 ECTS Master programmes, and 2% 60 ECTS programmes (Figure 5).

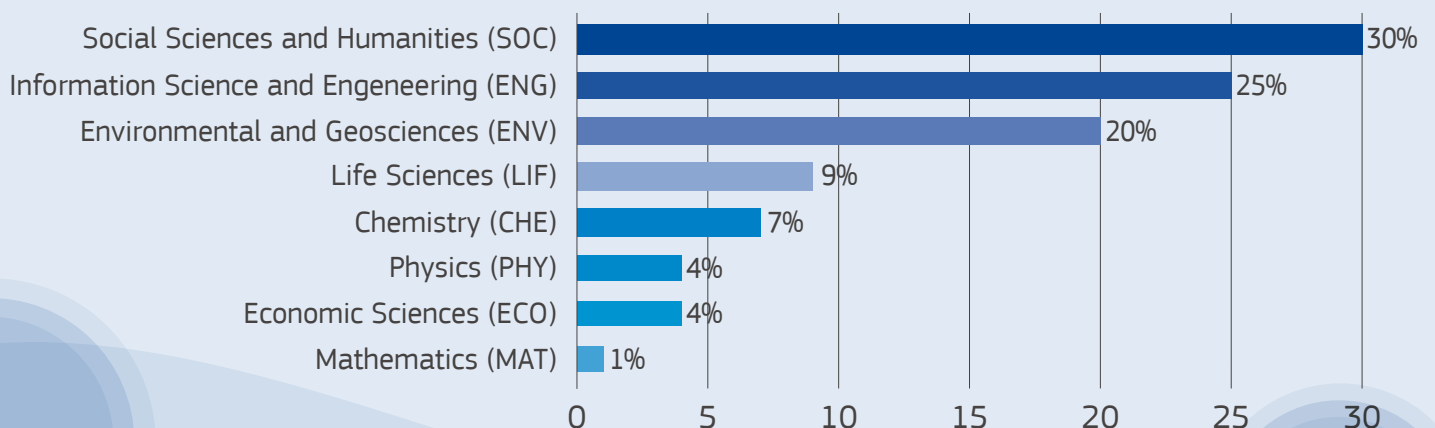
Figure 5: Breakdown of EMJMDs per number of ECTS



- **An even distribution of thematic fields**

The thematic fields of the EMJMDs are quite evenly distributed between the three main thematic fields: 34% of the EMJMDs are within the fields of Humanities (Social Sciences and Humanities, Economic Sciences), 28% within the Life Sciences (Environmental and Geosciences, Life Sciences) and 37% within the Exact Sciences (Information Science and Engineering, Chemistry, Mathematics and Physics) (Figure 6). At a more detailed level, almost a third (30%) of the selected EMJMDs belong to the Social Sciences and Humanities, whereas Mathematics is a much less common study field (1%).

Figure 6: Breakdown of the selected EMJMDs per thematic field (n=250)

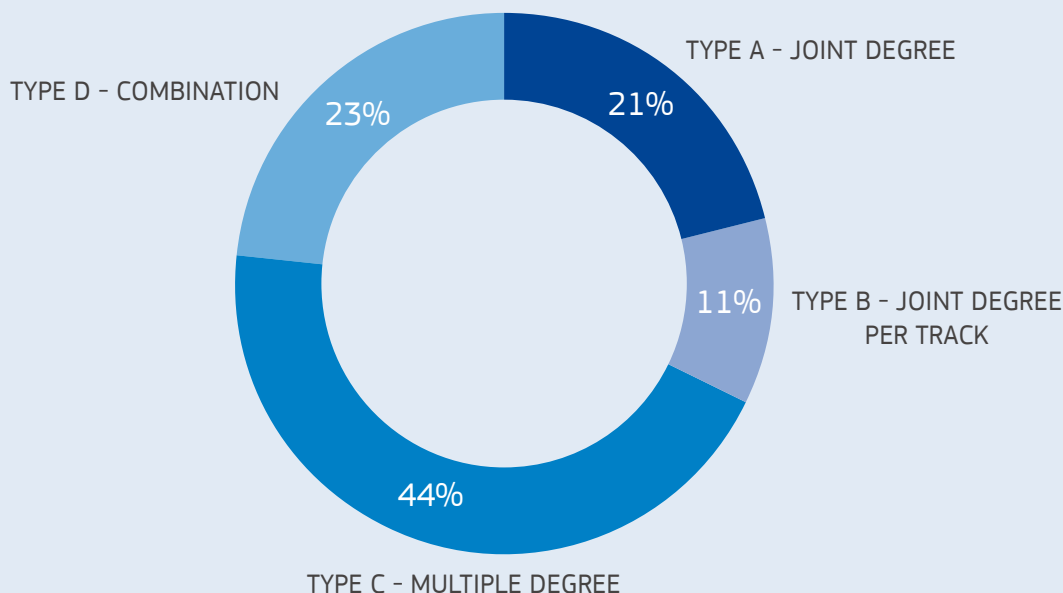


- **Half of the EMJMDs offer joint degrees or degrees with a joint component²**

55% of the EMJMDs (type A + type B + type D) either offer joint degrees or degrees with a joint component (Figure 7). A joint degree is awarded by all partners in 21% of the EMJMDs (type A). The joint degree is awarded only by those institutions at which the students studied according to their specific study track in 11% of the EMJMDs (type B). In 23% of the EMJMDs, some partners award a joint degree, whereas others still issue a separate diploma (type D).

More information on the type of degree is available in the 2020 EACEA study *'Implementing joint degrees in the Erasmus mundus action of the Erasmus+ programme'*.

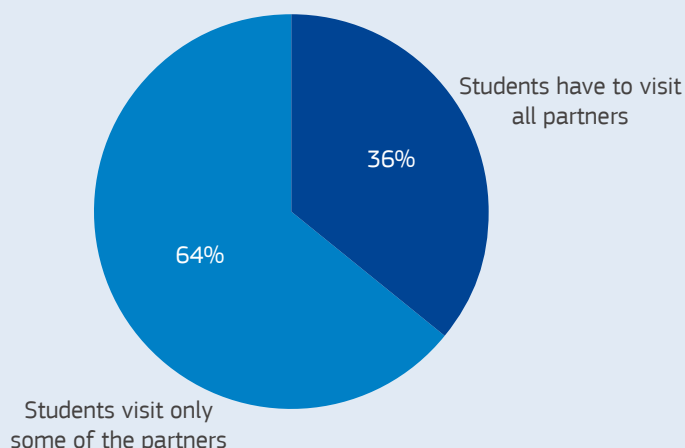
Figure 7: Type of degree awarded by the EMJMDs



Whereas in average 33% of the EMJMDs award a Joint Degree, it should be noted that some countries/regions are proportionally awarding more joint degrees than the others. In Figure 9, for each Programme Country, the proportion of programmes offering a joint degree is compared with the average of 33%. Are highlighted in green (higher proportion) and red (lower) those involved in more than 10 EMJMDs.

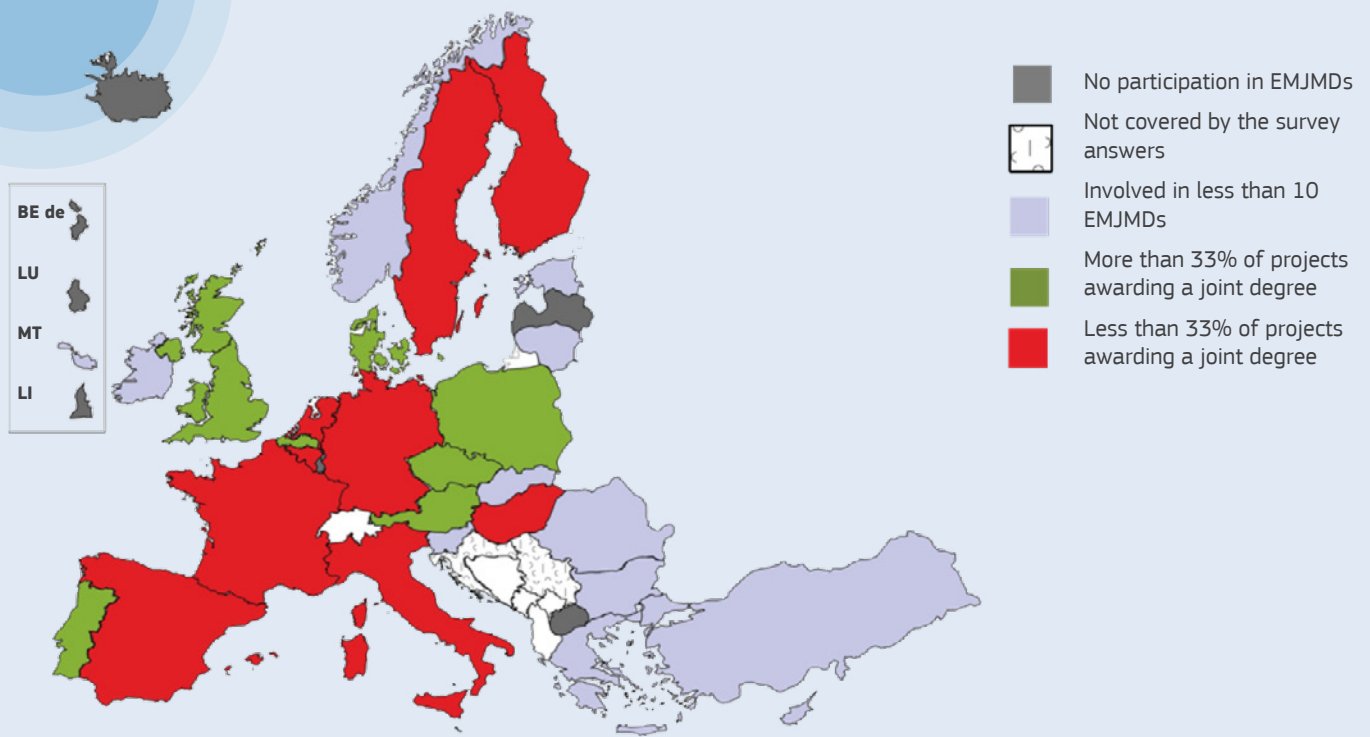
In the EMJMD programmes, the organisation of the mobility path is to a large extent left open to the choice of the consortia, provided they respect the minimum mobility rules. The EMJMD study periods must take place in at least two of the Programme Countries represented in the consortium, and students will have to acquire the entirety of ECTS credits of the Master programme (60, 90 or 120). EMJMDs organise their mobility path in different ways, varying from a predetermined “fixed” mobility track, in which all students move between the same institutions at the same time, to a completely open study programme depending on the students’ needs and the number of available places per institution. In almost two third of the EMJMDs (Figure 8), students can choose their mobility track.

Figure 8: Breakdown of the EMJMDs according to the type of mobility path



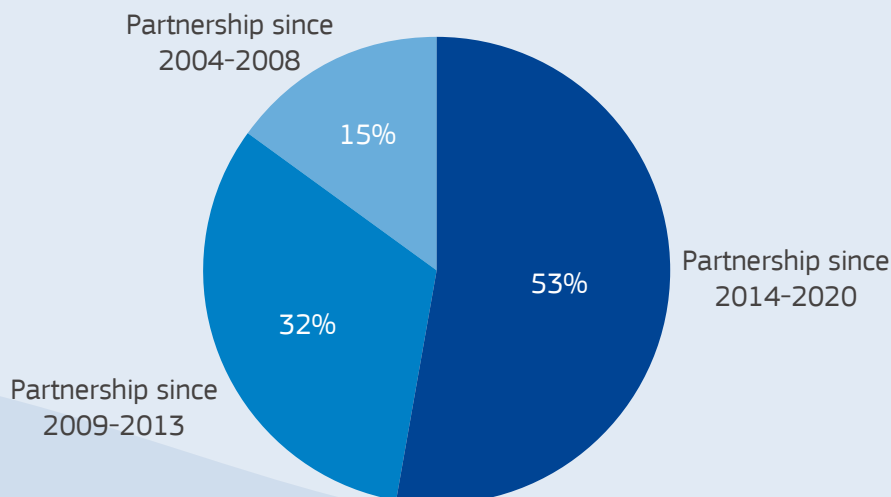
² Source: EACEA 2020 (based on a sample of EMJMD projects)

Figure 9: EMJMDs awarding a “joint degree” or “joint degree per track” per country



- More than half of the selected consortia between 2014-2020 were new Master programmes**
 Out of the 250 EMJMDs that were selected between 2014 and 2020, 177 correspond to a unique partnership according to the information indicated by EMJMD applicants at application stage. Some partnerships have been funded two consecutive times under Erasmus+ 2014-2020 (e.g. under the 2014 and 2018 calls, or under the 2016 and 2020 calls). Moreover, as the Erasmus Mundus programme has been running since 2004, part of the selected EMJMDs obtained their first funding before the 2014-2020 funding period (Figure 10). In total, 94 entirely new Master programmes were funded between 2014 and 2020.

Figure 10: Breakdown of the selected Master programmes (2014-2020) according to the date of their first partnership funding (n=177)

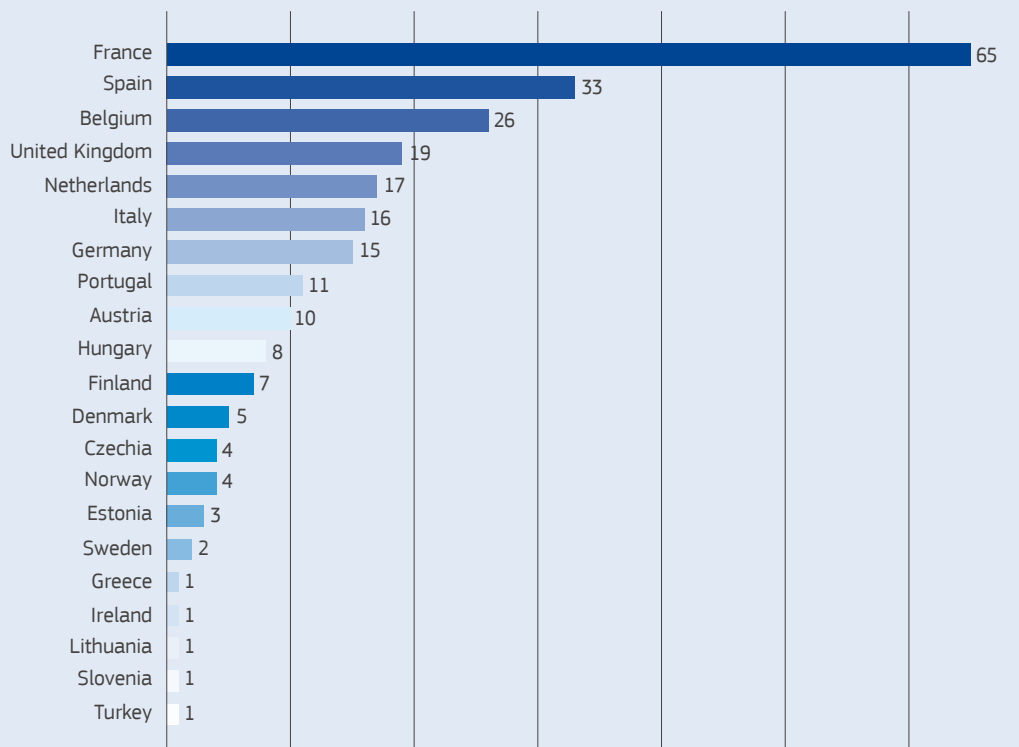


COMPOSITION OF THE CONSORTIA

- **50% of the EMJMDs are coordinated by 3 countries**

All EMJMD projects have a coordinating institution from a Partner Country. As can be seen in Figure 11, 21 out of the 34 Programme Countries (62%) have coordinated at least one EMJMD project. The Programme Countries that are involved as coordinators are often involved as coordinating countries in several EMJMDs. France coordinated 65 out of the 250 selected EMJMDs (26%), which makes the country the most frequent project coordinator between 2014 and 2020. It is followed by Spain that coordinated 33 EMJMDs (13%), and Belgium (26 EMJMDs - 10%). Bulgaria, Cyprus, Croatia, Iceland, Latvia, Liechtenstein, Luxembourg, Malta, North Macedonia, Poland, Romania, Serbia and Slovakia have not yet participated as coordinators of any EMJMD project.

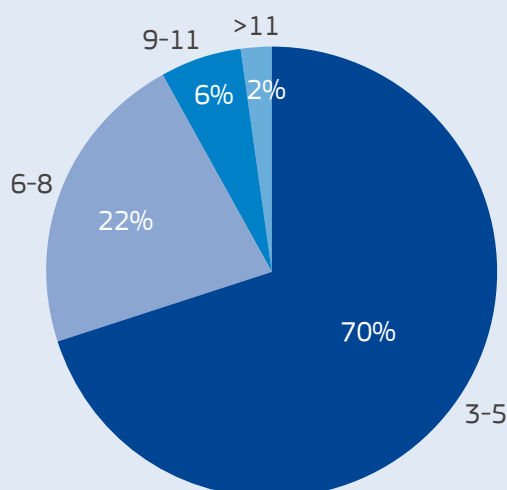
Figure 11: Number of coordinated EMJMDs per Programme Country (n=250)



- **A wide range of consortium sizes**

All EMJMDs consist of a consortium of at least three different HEIs from three different Erasmus+ Programme countries. The selected EMJMDs represent a wide variety of consortium sizes (in average 5 full partners per EMJMD), ranging from 3 to 14 full partners (Figure 12). A majority (70%) of the EMJMDs have between 3 and 5 full partners. 6 EMJMDs (2%) involve more than 11 full partners.

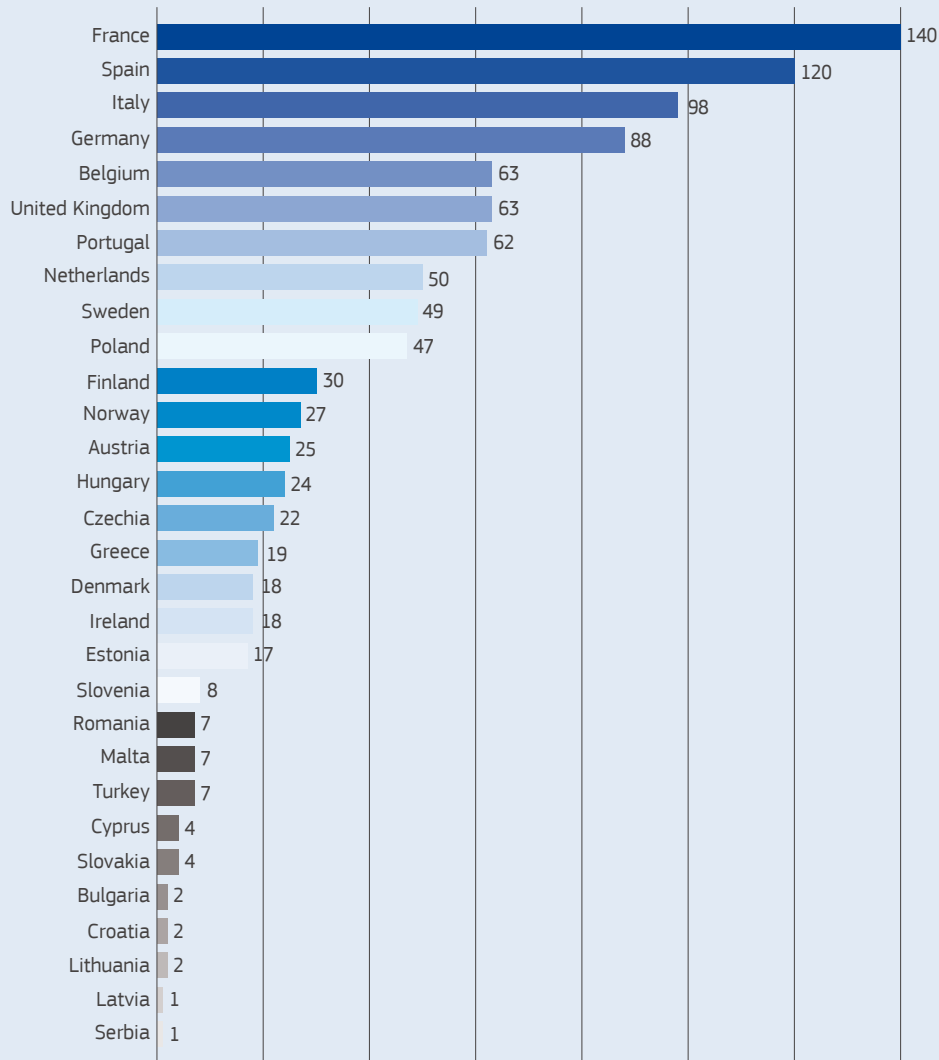
Figure 12: Breakdown of the selected EMJMDs according to the number of full partners (n=250)



- **Four countries are involved in more than one third of the EMJMDs**

30 Programme Countries have participated as full partner in at least one EMJMD. As can be seen in Figure 13 below, some Programme Countries have been involved more frequently than the others. Countries such as France, Spain, Italy and Germany are all involved in more than 35% of the 250 selected EMJMDs. Only 13 projects (5%) do not include a full partner from any of these four countries. France has the highest rate of participation, having been involved in 56% of them. Iceland, Liechtenstein, Luxembourg, and North Macedonia have not yet participated as a full partner in any EMJMD project.

Figure 13: Number of selected EMJMDs with full partner involvement per Programme Country (n=250)

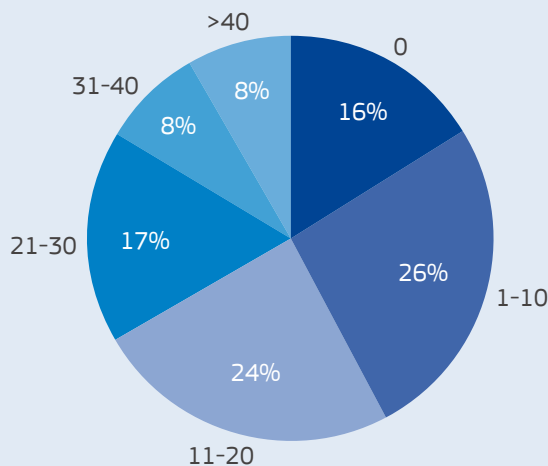


OPENING TO THE WORLD

- **The large majority of the EMJMDs include associated partners**

EMJMD projects can include associated partners to enhance their excellence and attractiveness. The majority of the selected EMJMDs (84%) include at least one associated partner. As can be seen in Figure 14, around a fourth (27%) of the EMJMDs include between 1 and 10 associated partners. Likewise, a fourth (24%) of the EMJMDs include 11-20 associated partners. The highest number of associated partners is 77 organisations.

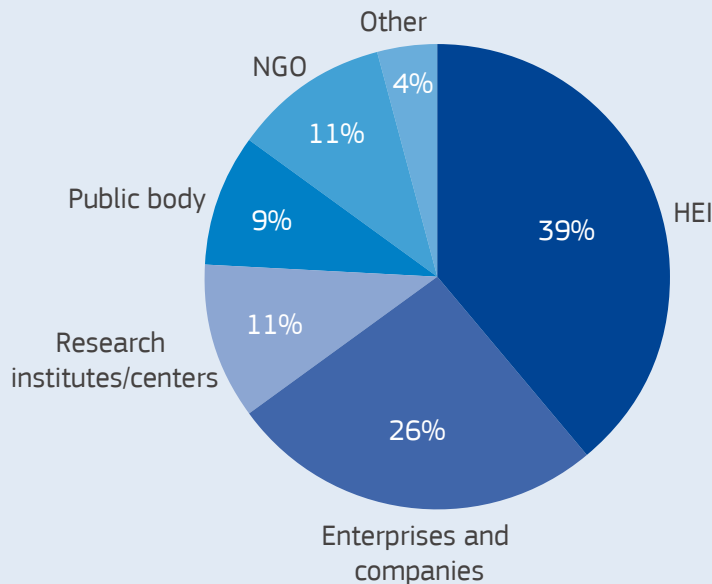
Figure 14: Breakdown of the selected EMJMDs according to the number of associated partners (n=250)



- **60% of the associated partners belong to the world of work**

Associated partners contribute to embed EMJMDs into the world of work. Altogether, more than 4000 associated partners are involved in EMJMDs. Whereas 39% of the associated partners are HEIs, as much as 61% are other types of private and public institutions. More than a fourth (26%) of the associated partners are enterprises or companies (Figure 15).

Figure 15: Breakdown of the associated partners per type of institution (n=4109)



- **Approximately a fifth of the consortia include full partners worldwide**

Organisations from partner countries can also participate as full partners in EMJMDs. This happens in around 20% of the EMJMDs. Figure 16 shows that 17% of the EMJMDs include 1 to 4 Partner Country partners. A few EMJMDs (3%) include more than 4 such partners.

- **Three thirds of the EMJMDs include associated partners from Partner Countries**

Partner Countries have been more frequently involved in EMJMDs as associated partners (Figure 17). Almost three thirds (74%) of the selected EMJMDs between 2014 and 2020 involved at least one associated partner from a Partner Country.

Figure 16: Breakdown of the selected EMJMDs according to the number of full partners from Partner Countries (n=250)

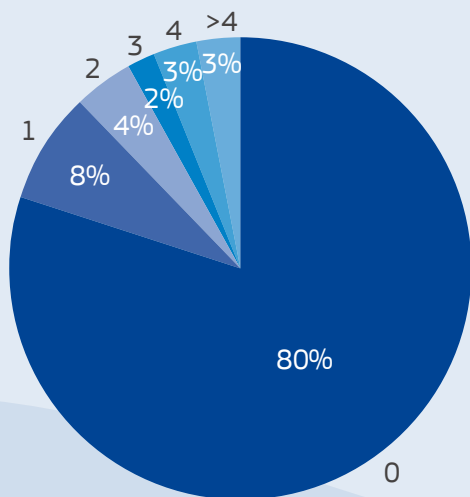
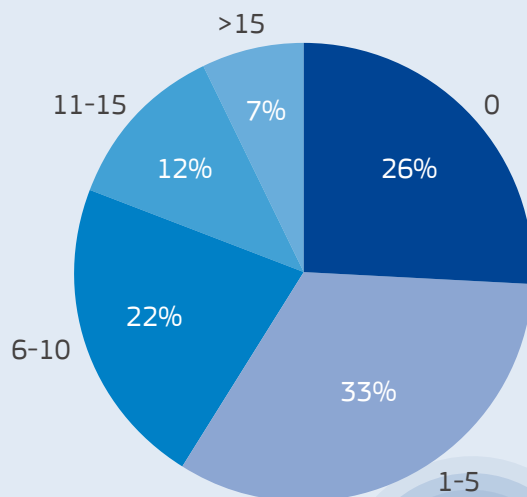


Figure 17: Breakdown of the selected EMJMDs according to the number of associated partners from Partner Countries (n=250)



- **17 Partner Countries are included in more than 20 EMJMDs**

Overall, 97 Partner Countries are represented in at least one EMJMD as either full partner or associated partner. Some Partner Countries have been more frequently involved in EMJMD projects. A majority (51%) of the 97 participating Partner Countries, such as Armenia, Singapore and Belarus, are involved in 1 to 5 different EMJMDs full or associated partners (Figure 18). At the same time, 18% (17) of the participating Partner Countries have been involved in more than 20 EMJMDs. They originate from different parts of the world (Table 1). United States of America has been included in 40% of the EMJMDs between 2014 and 2020.

Out of the 97 participating Partner Countries, 36 (37%) of them are included as full partners in at least one EMJMD. 16% of the participating Partner Countries are involved as full partner in one EMJMD (Figure 19). The 11 (11%) Partner Countries that are included in more than 3 EMJMDs as full partners are listed in Table 2.

Figure 18: Breakdown of the Partner Countries according to the number of projects that they are involved in as full or associated partners (n=97)

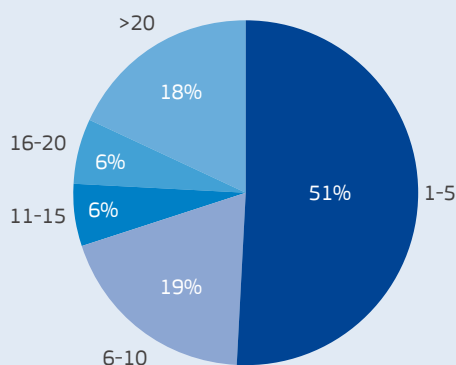


Figure 19: Breakdown of the Partner Countries according to the number of projects that they are involved in as full partners (n=97)

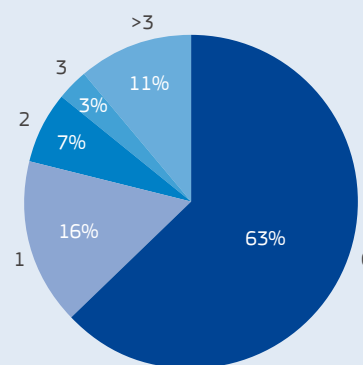


Table 1: Partner Countries involved as full or associated partner in more than 20 EMJMDs

Partner Country	Number of EMJMDs	%
USA	100	40%
Brazil	98	39%
China	62	25%
Australia	57	23%
Canada	55	22%
Chile	43	17%
Japan	43	17%
Switzerland	43	17%
India	40	16%
South Africa	38	15%
Mexico	35	14%
Argentina	33	13%
Russia	29	12%
Vietnam	25	10%
Colombia	24	10%
Morocco	24	10%
Indonesia	21	8%

Table 2: Partner Countries involved as full partner in more than 3 EMJMDs

Partner Country	Number of EMJMDs	%
USA	14	6%
China	12	5%
India	10	4%
South Africa	9	4%
Japan	9	4%
Brazil	9	4%
Mexico	7	3%
Russia	6	2%
Canada	6	2%
Chile	5	2%
Australia	4	2%



European Commission



Erasmus+ Programme Erasmus Mundus Joint Master Degrees 2014-2020

© European Union, 2021 (CC BY-NC-ND 4.0) — image source: iStockphoto.com

Factsheet 6

Overview of the participating Higher Education Institutions

This document is part of a series of fact sheets about the achievements of the 250 EMJMDs selected under Erasmus+ 2014-2020:

Factsheet 1: Participation of the Programme Countries HEIs (excellence and inclusiveness)

Factsheet 2: Partner Country scholarship holders mobility

Factsheet 3: Programme Country scholarship holders mobility

Factsheet 4: Scholarship holders' mobility to Partner Countries

Factsheet 5: Statistical analysis of the main project features

Factsheet 6: Overview of the participating Higher Education Institutions

BACKGROUND

Between 2014 and 2020, the European Commission selected 250 Erasmus Mundus Joint Master Degrees (EMJMDs). Each EMJMD implements three to four student intakes, and the scholarship holders study in at least two different Programme Countries¹. Partner Countries can be included in the EMJMD as either full partners or associated partners.

This overview analyses the profiles of the 545 Programme Country Higher Education Institutions (HEIs) participating as coordinators, full partners or associated partners². Among them, 369 HEIs were involved only as coordinators or full partners. When looking at the Partner Countries, 631 individual HEIs participate as full (82) or associated partners (593).

MAIN RESULTS - PROGRAMME COUNTRIES HEIs

• 5 countries represent more than 50% of all Programme Country HEIs

Out of the 545 different Programme Country HEIs involved in the EMJMDs in any role, France, Germany, Spain, the United Kingdom and Italy together represent almost 54% of all HEIs (Figure 1).

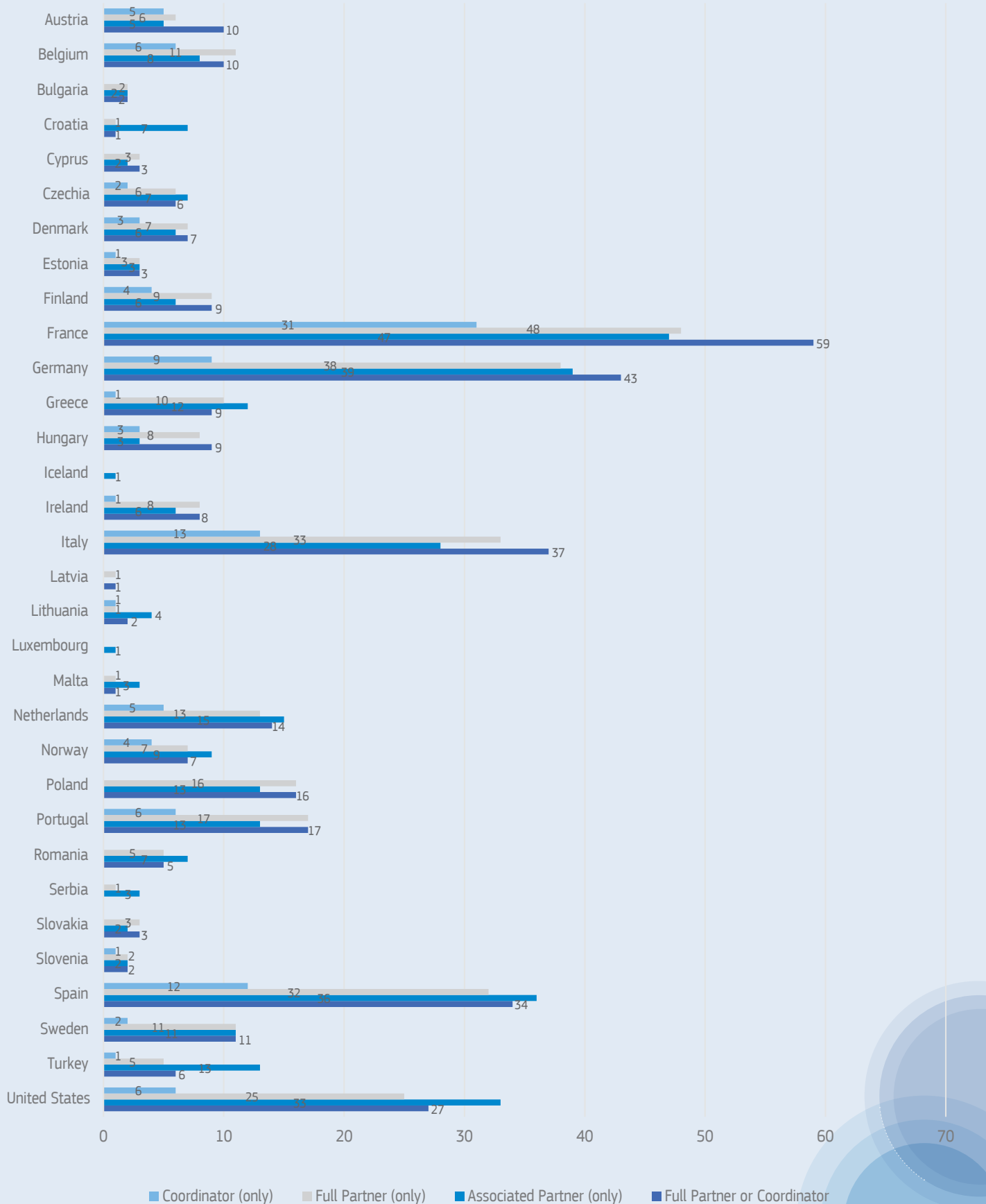
¹ Programme Countries : for the reference period are considered all 27 EU Member States and Iceland, Liechtenstein, North Macedonia, Norway, Serbia (since 2019), Turkey, United Kingdom. Partner Countries are all other countries in the world that are not Programme Countries.

² In addition to HEIs, EMJMDs also involved 1,525 non-HEIs such as companies, research organisations, NGOs, etc. from Programme Countries and 240 from Partner Countries.

However, when looking only at the participation in EMJMDs as full partners (including coordinators) per country, the ranking looks slightly different (Figure 1). Spain, France, Italy, Germany and the United Kingdom represent 53% of all Programme Country participating HEIs. So far, no HEIs from Iceland, Liechtenstein, Luxembourg and North Macedonia are involved as full partners in any EMJMDs.

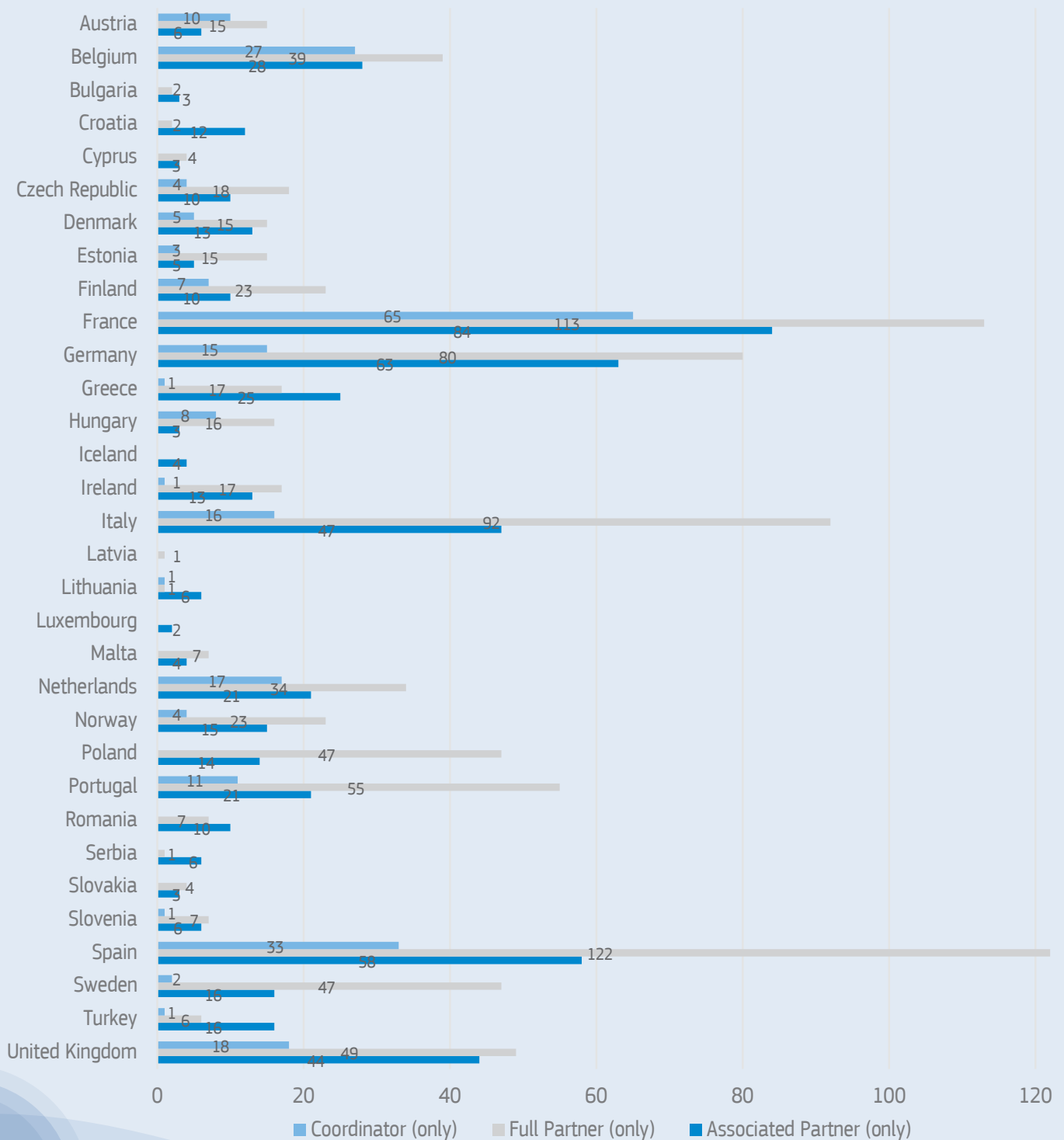
Latvia, Liechtenstein and North Macedonia are the only Programme Countries who are not represented in EMJMDs as associated partners.

Figure 1 : Number of different HEIs involved as coordinators, full partners or associated partners per Programme Country (n = 545)



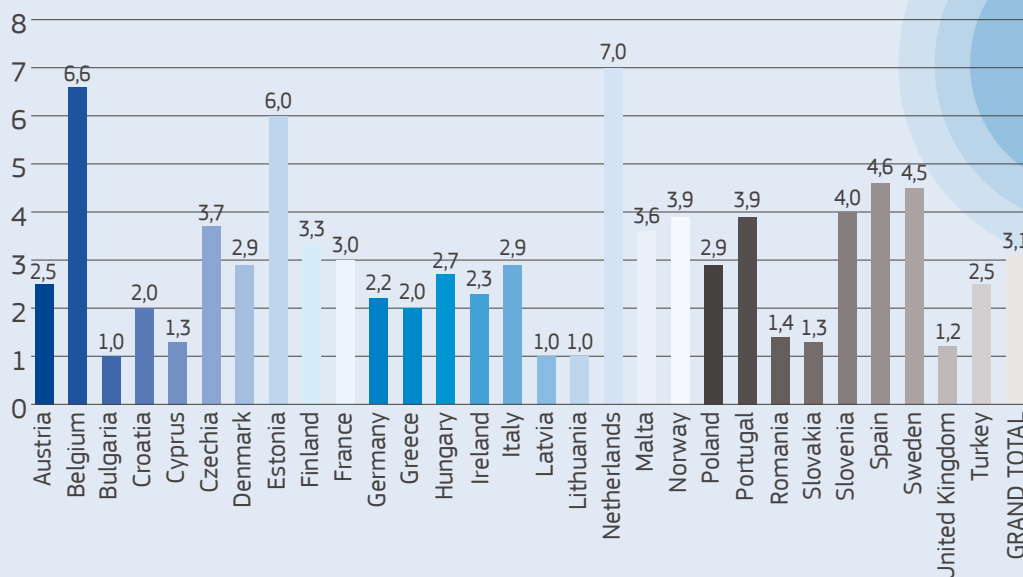
These trends are similar when looking at the instances of participation (i.e. counting each participation of any single HEI, see Figure 2). Spain, France, Italy, Germany and the United Kingdom are confirmed as the most represented. There are, however, also some countries with few HEIs involved but many instances of participation, like Belgium, where 10 different HEIs (Figure 1) participated 66 times (Figure 2) as coordinator or full partner.

Figure 2: Number of instances of HEIs involved as coordinators, full partners and associated partners per country (n=1,697)



On average, each HEI is involved in 3 different EMJMDs (Figure 3) as coordinator or full partner. However, this number varies a lot according to the country, reflecting in particular the size of the higher education system. As a result, the participation is highly concentrated on few institutions in some countries. For instance, this is the case for Belgium (10 participating HEIs), Estonia (3) and Malta (1).

Figure 3: Average number of EMJMDs each HEI is involved in as coordinator or full partner

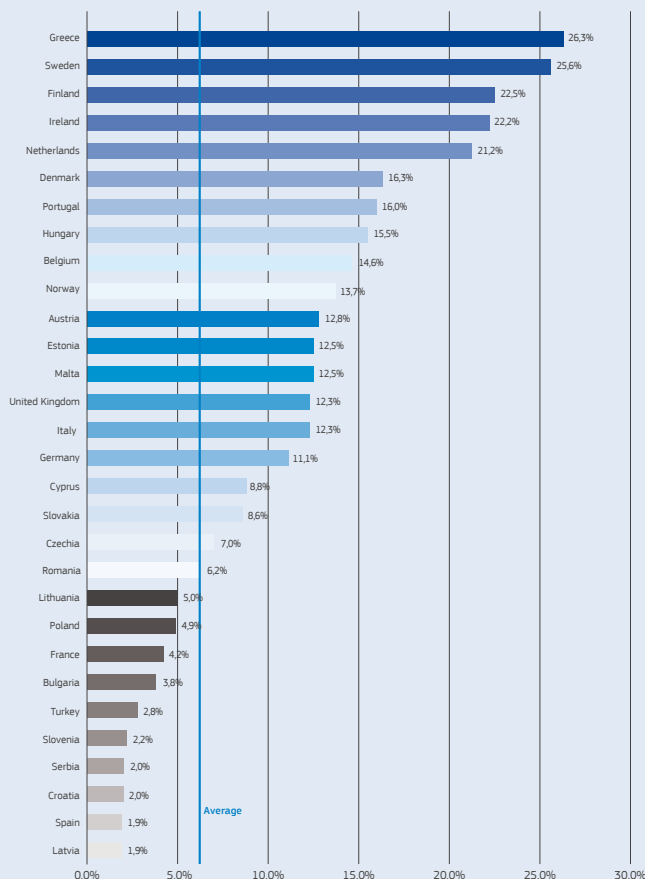


• **Still a minority of HEIs are involved in Erasmus Mundus**

The percentage of HEIs per country involved as coordinators or full partners in EMJMDs is limited and differs a lot among the Programme Countries. Figure 4 compares the number of HEIs involved in EMJMDs to the number of HEIs that have been awarded the Erasmus Charter for Higher Education (ECHE)³. For example, in the Netherlands 29% of all HEIs that hold an ECHE are involved in EMJMDs.

Whereas those data are difficult to interpret and depend on the size and organisation of the higher education system in the respective countries (in particular the number of institutions offering master programmes), this tends to suggest that in most countries there is still potential for more HEIs to get involved in Erasmus Mundus. Indeed, on average only 6.2% of the Programme Country HEIs labelled with an ECHE are involved in an EMJMD.

Figure 4: Percentage of HEIs involved as coordinators or full partners in Erasmus Mundus per country (based on the number of HEIs having received the ECHE)



³ The number of HEIs having been awarded an Erasmus Charter can be considered as a proxy of the total number of HEIs in the respective countries.

- **The most active universities come from Belgium, Spain, Sweden and Norway**

The Gent Universiteit and the Universitat de Barcelona are the most active HEIs involved in EMJMDs as full partners or coordinators. When exclusively focusing on HEIs that have been EMJMD coordinators, the University of Glasgow and Gent Universiteit are the most active (Table 1).

Annex 1 displays per Programme Country the Top 5 HEIs involved in EMJMDs.

Table 1: Top 10 HEIs involved in EMJMDs as coordinators or full partners

Higher Education Institutions	Country	City	Number of EMJMDs
Top 10 full partners (including coordinators)			
UNIVERSITEIT GENT	Belgium	Ghent	20
UNIVERSITAT DE BARCELONA	Spain	Barcelona	18
UNIVERSIDAD AUTONOMA DE BARCELONA	Spain	Barcelona	15
UPPSALA UNIVERSITET	Sweden	Uppsala	15
NORGES TEKNISK-NATURVITENSKAPELIGE UNIVERSITET	Norway	Trondheim	14
KATHOLIEKE UNIVERSITEIT LEUVEN	Belgium	Leuven	13
RIJKSUNIVERSITEIT GRONINGEN	Netherlands	Groningen	13
UNIVERSITA DEGLI STUDI DI PADOVA	Italy	Padova	13
UNIVERSITY OF GLASGOW	United Kingdom	Glasgow	13
ALMA MATER STUDIORUM - UNIVERSITA DI BOLOGNA	Italy	Bologna	12
Top 10 coordinating institutions			
UNIVERSITY OF GLASGOW	United Kingdom	Glasgow	12
UNIVERSITEIT GENT	Belgium	Ghent	11
KATHOLIEKE UNIVERSITEIT LEUVEN	Belgium	Leuven	8
RIJKSUNIVERSITEIT GRONINGEN	Netherlands	Groningen	8
UNIVERSITÉ DE LILLE	France	Lille	7
UNIVERSIDAD DE OVIEDO	Spain	Oviedo	6
UNIVERSITÉ D'AIX MARSEILLE	France	Marseille	6
UNIVERSIDAD DEL PAIS VASCO/ EUSKAL HERRIKO UNIBERTSITATEA	Spain	Bilbao	5
UNIVERSITAT DE GIRONA	Spain	Girona	5
UNIVERSITÉ JEAN MONNET SAINT-ETIENNE	France	Saint-Étienne	5

- **The most connected HEIs contribute to structure the European Higher Education within Erasmus Mundus**

The development of cooperative networks throughout Europe is a significant outcome of the EMJMDs. Programme Country HEIs play an active role depending on their status (coordinator, partner, associated partner) and some institutions contribute more than others to this trend.

In order to go beyond a mere project level analysis, Table 2 and Map 1 display the 15 most active HEIs according to the number of other Programme Country HEIs they are collaborating with in the framework of their portfolio of EMJMD projects. For instance, Universiteit Gent (Belgium) is involved in 20 EMJMDs (Table 1) and as a result collaborates with 58 different Programme Country HEIs (Table 2).

This approach helps to identify the individual HEIs which provide the strongest nodes in collaborative hubs in the Programme Countries. Among them are the Universiteit Gent, Universitat de Barcelona, Universidad Autonoma de Barcelona and Università Degli Studi di Padova, each collaborating with more than 40 other Programme Country HEIs.

Map 1 : Top 15 most connected Programme Country HEIs



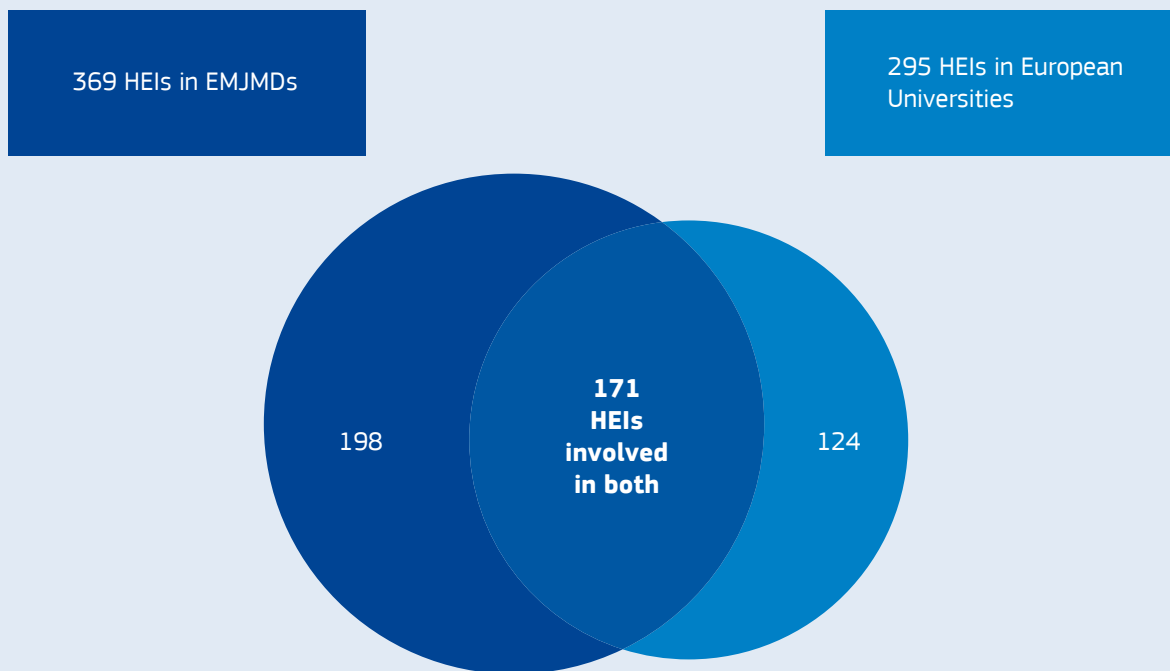
Table 2: Top 15 most connected Programme Country HEIs

Higher Education Institutions	Country	City	Number of HEIs they are cooperating with
UNIVERSITEIT GENT	Belgium	Ghent	58
UNIVERSITAT DE BARCELONA	Spain	Barcelona	47
UNIVERSIDAD AUTONOMA DE BARCELONA	Spain	Barcelona	43
UNIVERSITA DEGLI STUDI DI PADOVA	Italy	Padova	41
UNIVERSITÉ D'AIX MARSEILLE	France	Marseille	36
NORGES TEKNISK-NATURVITENSKAPELIGE UNIVERSITET NTNU	Norway	Trondheim	33
UNIVERSIDAD DEL PAIS VASCO/ EUSKAL HERRIKO UNIBERTSITATEA	Spain	Bilbao	33
RIJKSUNIVERSITEIT GRONINGEN	Netherlands	Groningen	32
UNIVERSITÉ DE LIEGE	Belgium	Liège	31
UNIVERSITÉ LIBRE DE BRUXELLES	Belgium	Brussels	31
SORBONNE UNIVERSITÉ	France	Paris	30
UNIVERSIDAD DE OVIEDO	Spain	Oviedo	30
UNIVERSITÉ DE LORRAINE	France	Nancy	30
UNIVERSITY OF GLASGOW	United Kingdom	Glasgow	30
GEORG-AUGUST-UNIVERSITAT GOTTINGEN STIFTUNG OFFENTLICHEN RECHTS	Germany	Gottingen	29

- **A large number of HEIs are involved in both Erasmus Mundus and the European Universities Initiative pilot projects**

369 Programme Country HEIs are involved in EMJMDs as coordinators or full partners, and 295 in the European Universities Initiative pilot projects. 58% of the HEIs involved in the European Universities Initiative are also involved in EMJMDs whereas some 46% of the HEIs involved in EMJMDs are involved in the European Universities Initiative (Figure 5). Both figures confirm that the institutional targets for both actions are very similar and that both actions are by nature complementary.

Figure 5: Overview of HEIs involved in both the EMJMDs and the European Universities Initiative pilot projects



- **More than 160 Programme Countries HEIs succeed to deliver Joint Degrees**

Whereas the successful completion on an Erasmus Mundus Master course should lead to the award of either a joint or double/multiple degrees, joint degrees are encouraged in line with the strategical priorities of the EU and the Bologna Process. The survey conducted in 2019-2020 by EACEA (*“Implementing Joint Degrees in the Erasmus Mundus action of the Erasmus+ programme”*)³ identified the EMJMDs offering joint degrees or a combination of a joint degree with a national degree.

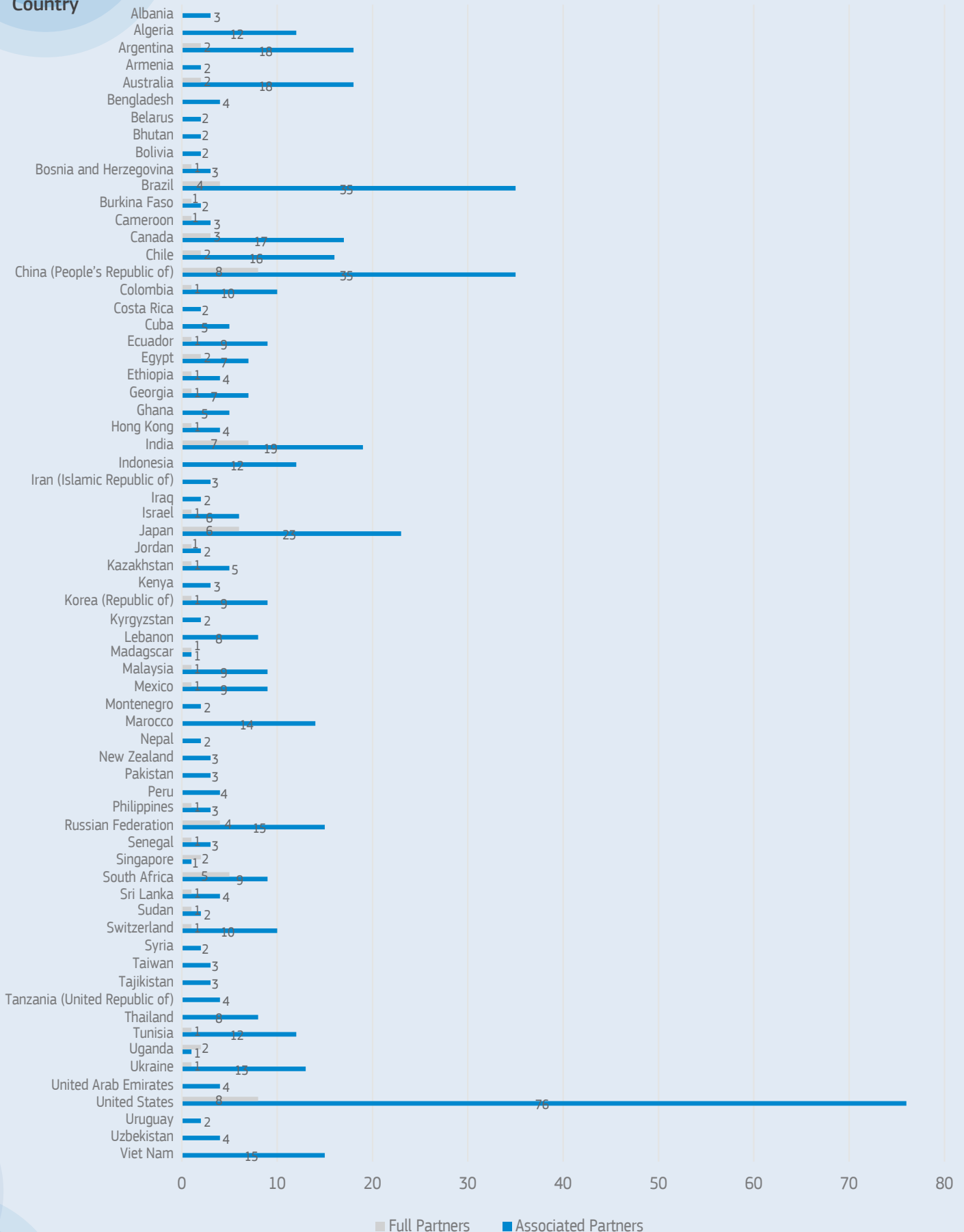
On the basis of the sample of EMJMDs analysed⁴, more than 160 HEIs (43% of all full partner HEIs) succeeded to put in place joint degree arrangements with one or more of their EMJMD partners (see list in Annex II).

³ The survey was conducted in 2019 and did not yet include the 2020 EMJMDs.
⁴ 107 completed questionnaires, representing 137 different projects.

MAIN RESULTS - PARTNER COUNTRIES HEIs

631 Partner Country HEIs participated in EMJMDs as full or associated partners from 96 Partner Countries. Among them, 82 HEIs acted as full partners (Annex III). These 631 HEIs represent 1,185 instances of participation.

Figure 6: Number of different HEIs involved more than once* as full partners or associated partners per Partner Country



* Only one participation as associated partner from Zambia, Venezuela, Turkmenistan, St Kitts and Nevis, Seychelles, Saudi Arabia, Rwanda, Qatar, Panama, Palestine, Nigeria, Nicaragua, Mozambique, Mongolia, Mauritius, Mali, Libya, Kosovo (UN resolution), Haiti, Guinea, Guatemala, El Salvador, Dominican Republic, Cote d'Ivoire, Cape Verde, Cambodia, Benin, Barbados, Azerbaijan.

- **The most active HEIs come from Latin America**

Table 3 displays the 15 most involved Partner Country HEIs in EMJMDs. Countries with the highest mobility rates (see Factsheet 2) are also the most represented as full or associated partners in EMJMD.

Table 3: Top 15 Partner Country institutions involved in EMJMDs as full partners or associated partners (number of EMJMDs)

Higher Education Institutions	City	Country	Participation as Associated Partner	Participation as Full Partner	Total
STELLENBOSCH UNIVERSITY	Stellenbosch	South Africa	8	4	12
UNIVERSIDADE FEDERAL DO RIO DE JANEIRO	Rio de Janeiro	Brazil	10	2	12
UNIVERSITY OF BRITISH COLUMBIA	Vancouver	Canada	11	-	11
GADJAH MADA UNIVERSITY	Yogyakarta	Indonesia	9	-	9
THE REGENTS OF THE UNIVERSITY OF CALIFORNIA	Oakland ca	United States	7	2	9
ROYAL INSTITUTION FOR THE ADVANCEMENT OF LEARNING MCGILL UNIVERSITY	Montreal	Canada	8	-	8
THE UNIVERSITY OF QUEENSLAND	Brisbane	Australia	8	-	8
UNIVERSIDAD NACIONAL DE LA PLATA	La Plata	Argentina	8	-	8
DEAKIN UNIVERSITY	Geelong Victoria	Australia	7	-	7
FUNDAÇÃO UNIVERSIDADE DE BRASÍLIA	Brasília	Brazil	5	2	7
PONTIFICIA UNIVERSIDAD CATOLICA DE CHILE	Santiago	Chile	3	4	7
UNIVERSIDAD DE CONCEPCION	Concepción	Chile	7	-	7
UNIVERSIDADE ESTADUAL DE CAMPINAS	Campinas	Brazil	7	-	7
UNIVERSIDADE ESTADUAL PAULISTA JULIO DE MESQUITA FILHO	Sao Paulo	Brazil	7	-	7
UNIVERSIDADE FEDERAL DE MINAS GERAIS	Belo Horizonte	Brazil	7	-	7

ANNEX 1

Programme Country top 5 HEIs according to the number of EMJMDs they are involved in as full partner or coordinator (*also taking part in the European Universities Initiative) (number of EMJMDs)

Higher Education Institutions	City	
Austria		
UNIVERSITÄT FUER BODENKULTUR WIEN*	Wien	5
UNIVERSITÄT WIEN	Wien	5
UNIVERSITÄT FÜR WEITERBILDUNG KREMS	Krems	4
PARIS-LODRON-UNIVERSITÄT SALZBURG	Salzburg	3
TECHNISCHE UNIVERSITÄT WIEN	Wien	3
Belgium		
UNIVERSITEIT GENT*	Gent	20
KATHOLIEKE UNIVERSITEIT LEUVEN*	Leuven	13
UNIVERSITÉ DE LIÈGE*	Liege	9
UNIVERSITÉ CATHOLIQUE DE LOUVAIN*	Louvain la Neuve	6
UNIVERSITÉ LIBRE DE BRUXELLES*	Bruxelles	6
Bulgaria		
AGRAREN UNIVERSITET - PLOVDIV	Plovdiv	1
NEW BULGARIAN UNIVERSITY*	Sofia	1
Croatia		
SVEUCILISTE U ZAGREBU*	Zagreb	2
Cyprus		
ANOIKTO PANEPISTIMIO KYPROU (OPEN UNIVERSITY OF CYPRUS)	Lefkosia	2
EDEX - EDUCATIONAL EXCELLENCE CORPORATION LIMITED	Nicosia	1
UNIVERSITY OF CYPRUS*	Nicosia	1

Czech Republic		
UNIVERZITA KARLOVA*	Praha	10
UNIVERZITA PALACKEHO V OLOMOUCI*	Olomouc	5
CESKE VYSOKE UCENI TECHNICKE V PRAZE*	Praha	3
VYSOKA SKOLA CHEMICKO-TECHNOLOGICKA V PRAZE	Praha	2
AKADEMIE MUZICKYCH UMENI V PRAZE	Praha	1
Denmark		
AALBORG UNIVERSITET*	Aalborg	5
AARHUS UNIVERSITET*	Aarhus	4
KOBENHAVNS UNIVERSITET*	Kobenhavn	3
DANMARKS MEDIE- OG JOURNALISTHOJSKOLE	Aarhus	2
DANMARKS TEKNISKE UNIVERSITET*	Lyngby	2
Estonia		
TARTU ULIKOOL*	Tartu	10
TALLINN UNIVERSITY	Tallinn	6
TALLINNA TEHNIKAULIKOOL	Tallinn	2
Finland		
ITA-SUOMEN YLIOPISTO*	Joensuu	8
AALTO KORKEAKOULUSAATIO SR*	Espoo	7
ABO AKADEMI	Abo	4
HELSINGIN YLIOPISTO*	Helsinki	3
LAB-AMMATTIKORKEAKOULU OY	Lahti	2
France		
UNIVERSITÉ D'AIX MARSEILLE*	Aix-en-Provence	11
UNIVERSITÉ DE LORRAINE	Nancy	10
INSTITUT DES SCIENCES ET INDUSTRIES DU VIVANT ET DE L'ENVIRONNEMENT - AGRO PARIS TECH	Paris	9
UNIVERSITÉ DE BORDEAUX*	Bordeaux	9
UNIVERSITÉ JEAN MONNET SAINT-ETIENNE	Saint Etienne	9
Germany		
GEORG-AUGUST-UNIVERSITÄT GÖTTINGEN STIFTUNG ÖFFENTLICHEN RECHTS*	Goettingen	11
TECHNISCHE UNIVERSITÄT DRESDEN	Dresden	9
HUMBOLDT-UNIVERSITÄT ZU BERLIN*	Berlin	5
LUDWIG-MAXIMILIANS-UNIVERSITÄT MÜNCHEN*	München	4
TECHNISCHE UNIVERSITÄT MÜNCHEN*	Garching	4
Greece		
ARISTOTELIO PANEPISTIMIO THESSALONIKIS*	Thessaloniki	3
ETHNIKO KAI KAPODISTRIAKO PANEPISTIMIO ATHINON*	Athina	3
PANEPISTIMIO PATRON	Rio Patras	3
NATIONAL TECHNICAL UNIVERSITY OF ATHENS - NTUA	Athina	2
PANEPISTIMIO KRITIS	Rethymnon	2
Hungary		
KÖZEP-EURÓPAI EGYETEM*	Budapest	4
SZEGEDI TUDOMÁNYEGYETEM*	Szeged	4
SZÍNHÁZ-ES FILMMŰVESZETI EGYETEM*	Budapest	4
BUDAPESTI MŰSZAKI ÉS GAZDASÁGTUDOMÁNYI EGYETEM*	Budapest	3
EÖTVÖS LORÁND TUDOMÁNYEGYETEM*	Budapest	3
Ireland		
UNIVERSITY COLLEGE DUBLIN, NATIONAL UNIVERSITY OF IRELAND, DUBLIN	Dublin	5
DUBLIN CITY UNIVERSITY*	Dublin	2
DUN LAOGHAIRE INSTITUTE OF ART, DESIGN & TECHNOLOGY*	Dublin	2
GALWAY-MAYO INSTITUTE OF TECHNOLOGY	Galway	2
NATIONAL UNIVERSITY OF IRELAND MAYNOOTH	Maynooth	2
Italy		
UNIVERSITÀ DEGLI STUDI DI PADOVA*	Padova	13
ALMA MATER STUDIORUM - UNIVERSITÀ DI BOLOGNA*	Bologna	12
UNIVERSITÀ DEGLI STUDI DI NAPOLI FEDERICO II*	Napoli	7
UNIVERSITÀ DEGLI STUDI DI GENOVA*	Genova	5
UNIVERSITÀ DEGLI STUDI DI ROMA LA SAPIENZA*	Roma	5
Latvia		
RĪGAS STRADĪNA UNIVERSITĀTE	Rīga	1
Lithuania		
MYKOLO ROMERIO UNIVERSITETAS	Vilnius	1
VILNIAUS UNIVERSITETAS*	Vilnius	1
Malta		
UNIVERSITÀ TA' MALTA*	Misra	7

Netherlands		
RIJKSUNIVERSITEIT GRONINGEN*	Groningen	13
ERASMUS UNIVERSITEIT ROTTERDAM*	Rotterdam	6
STICHTING IHE DELFT INSTITUTE FOR WATER EDUCATION	Delft	4
UNIVERSITEIT TWENTE*	Enschede	4
WAGENINGEN UNIVERSITY	Wageningen	4
Norway		
NORGES TEKNISK-NATURVITENSKAPELIGE UNIVERSITET	Gjøvik	14
UNIVERSITETET I BERGEN*	Bergen	4
UNIVERSITETET I OSLO*	Oslo	3
UNIVERSITETET I SOROST-NORGE	Porsgrunn	2
UNIVERSITETET I STAVANGER*	Stavanger	2
Poland		
UNIwersytet Jagiellonski*	Krakow	10
POLITECHNIKA WARSZAWSKA*	Warszawa	5
UNIwersytet Lodzki	Lodz	5
UNIwersytet im. Adama Mickiewicza w Poznaniu*	Poznan	4
UNIwersytet Wrocławski	Wroclaw	4
Portugal		
UNIVERSIDADE DE COIMBRA*	Coimbra	7
UNIVERSIDADE DO ALGARVE	Faro	7
UNIVERSIDADE DO PORTO*	Porto	7
COFAC COOPERATIVA DE FORMACAO E ANIMACAO CULTURAL CRL*	Lisboa	6
UNIVERSIDADE DE LISBOA*	Lisboa	6
Romania		
UNIVERSITATEA BABES BOLYAI	Cluj Napoca	2
UNIVERSITATEA TRANSILVANIA DIN BRASOV	Brasov	2
UNIVERSITATEA DE STIINTE AGRICOLE SI MEDICINA VETERINARA CLUJ NAPOCA	Cluj Napoca	1
UNIVERSITATEA DUNAREA DE JOS DIN GALATI	Galati	1
UNIVERSITATEA POLITEHNICA DIN BUCURESTI*	Bucharest	1
Serbia		
UNIVERZITET U BEOGRADU*	Belgrade	1
Slovakia		
SLOVENSKA POLNOHOSPODARSKA UNIVERZITA V NITRE*	Nitra	2
KATOLICKA UNIVERZITA V RUZOMBERKU	Ruzomberok	1
VYSOKA SKOLA MUZICKYCH UMENI V BRATISLAVE	Bratislava	1
Slovenia		
UNIVERZA V LJUBLJANI*	Ljubljana	7
UNIVERZA V NOVI GORICI	Nova Gorica	1
Spain		
UNIVERSITAT DE BARCELONA*	Barcelona	18
UNIVERSIDAD AUTONOMA DE BARCELONA*	Cerdanyola Barcelona	15
UNIVERSIDAD DE OVIEDO	Oviedo	11
UNIVERSIDAD DEL PAIS VASCO/ EUSKAL HERRIKO UNIBERTSITATEA*	Leioa	11
UNIVERSITAT POLITECNICA DE CATALUNYA*	Terrassa	11
Sweden		
UPPSALA UNIVERSITET*	Uppsala	15
LUNDS UNIVERSITET*	Lund	8
LULEA TEKNISKA UNIVERSITET*	Lulea	6
SVERIGES LANTBRUKSUNIVERSITET	Uppsala	5
CHALMERS TEKNISKA HOEGSKOLA AB*	Goeteborg	4
Turkey		
KARADENIZ TEKNIK UNIVERSITESI	Trabzon	2
EGE UNIVERSITY	Bornova	1
KOC UNIVERSITY*	Istanbul	1
MARMARA UNIVERSITY	Istanbul	1
MIDDLE EAST TECHNICAL UNIVERSITY	Ankara	1
United Kingdom		
UNIVERSITY OF GLASGOW	Glasgow	13
EDINBURGH NAPIER UNIVERSITY	Edinburgh	4
SWANSEA UNIVERSITY	Swansea	4
UNIVERSITY OF SOUTHAMPTON	Southampton	4
ASTON UNIVERSITY	Birmingham	3

ANNEX 2

Sample of HEIs that succeeded to put in place joint degree arrangements with one or more of their EMJMD partners

Higher Education Institutions	City	Acronym of EMJMD
Austria		
PARIS-LODRON-UNIVERSITÄT SALZBURG	Salzburg	DCLead
TECHNISCHE UNIVERSITÄT WIEN	Wien	CARTO
UNIVERSITÄT FÜR BODENKULTUR WIEN	Wien	EMABG, IMSOGLO
UNIVERSITÄT FÜR WEITERBILDUNG KREMS	Krems	MARIHA, MEDIAAC
WIRTSCHAFTSUNIVERSITÄT WIEN	Wien	EPOG+
Belgium		
KATHOLIEKE UNIVERSITEIT LEUVEN	Leuven	EMNano+, PIONEER
UNIVERSITE CATHOLIQUE DE LOUVAIN	Louvain la Neuve	AFEPA, QEM2018
UNIVERSITÉ DE LIÈGE	Liège	EMSHIP+, MER+
UNIVERSITÉ DE MONS	Mons	SMACCS
UNIVERSITÉ LIBRE DE BRUXELLES	Bruxelles	4CTS+
UNIVERSITEIT GENT	Gent	EMLE, IMETE, IMSOGLO, SINREM
VRIJE UNIVERSITEIT BRUSSEL	Brussel	4CTS+, DCLEAD
Cyprus		
ANOIKTO PANEPISTIMIO KYPROU (OPEN UNIVERSITY OF CYPRUS)	Lefkosia	IMAESC
UNIVERSITY OF CYPRUS	Nicosia	GLOBED
Czech Republic		
AKADEMIE MUZICKÝCH UMENÍ V PRAZE	Praha	PuppeT
CESKÉ VYSOKÉ UČENÍ TECHNICKÉ V PRAZE	Praha	TPTI
UNIVERZITA KARLOVA	Praha	EMMA, EPS, IMSISS
UNIVERZITA PALACKÉHO V OLOMOUČI	Olomouc	EURCULT, GLODEP
VYSOKÁ ŠKOLA CHEMICKO-TECHNOLOGICKÁ V PRAZE	Praha	IMETE
Denmark		
AALBORG UNIVERSITET	Aalborg	DCLead, MediaAC
AARHUS UNIVERSITET	Aarhus	CLMC, EMMA, IMSOGLO
DANMARKS MEDIE- OG JOURNALISTHØJSKOLE	Aarhus	EMMA
KØBENHAVNS UNIVERSITET	København	4CTS+
SYDDANSK UNIVERSITET	Odense	EMTM
Estonia		
TALLINN UNIVERSITY	Tallinn	IMAESC, KEM
TALLINNA TEHNIKAKOOL	Tallinn	PIONEER
Finland		
AALTO KORKEAKOULUSAITIO SR	Espoo	SSI+
TAMPEREEN KORKEAKOULUSAITIO SR	Tampere	MARIHE
France		
INSTITUT DES SCIENCES ET INDUSTRIES DU VIVANT ET DE L'ENVIRONNEMENT - AGRO PARIS TECH	Paris	PlantHe
INSTITUT NATIONAL D'ENSEIGNEMENT SUPERIEUR POUR L'AGRICULTURE, L'ALIMENTATION ET L'ENVIRONNEMENT	Montpellier	PlantHe
INSTITUT NATIONAL D'ENSEIGNEMENT SUPERIEUR POUR L'AGRICULTURE, L'ALIMENTATION ET L'ENVIRONNEMENT	Rennes	PlantHe
SORBONNE UNIVERSITÉ	Paris	EPOG+
UNIVERSITÉ CLERMONT AUVERGNE	Clermont-Ferrand	Choreo, GLODEP
UNIVERSITÉ D'AIX MARSEILLE	Aix-en-Provence	CNE, NOHA
UNIVERSITÉ DE LORRAINE	Nancy	DEPEND, EMLEX
UNIVERSITÉ DE PARIS	Paris	EPOG+
UNIVERSITÉ DE PICARDIE JULES VERNE	Amiens	MESC+
UNIVERSITÉ DE TECHNOLOGIE DE COMPIEGNE	Compiègne	EPOG+
UNIVERSITÉ DE TOURS	Tours	IDOH+
UNIVERSITÉ GRENOBLE ALPES	Grenoble	EMNano+
UNIVERSITÉ PARIS I PANTHEON-SORBONNE	Paris	QEM2018, TPTI
UNIVERSITÉ PARIS III SORBONNE NOUVELLE	Paris	LAGLOBE
UNIVERSITÉ PAUL SABATIER TOULOUSE III	Toulouse	MESC+
Germany		
BRANDENBURGISCHE TECHNISCHE UNIVERSITÄT COTTBUS-SENFTENBERG	Cottbus	EA+
FRIEDRICH-ALEXANDER-UNIVERSITÄT ERLANGEN-NÜRNBERG	Erlangen	EMLex
GEORG-AUGUST-UNIVERSITÄT GÖTTINGEN STIFTUNG ÖFFENTLICHEN RECHTS	Göttingen	EURCULT, IMSOGLO
HOCHSCHULE FÜR WIRTSCHAFT UND RECHT BERLIN	Berlin	EPOG+
MEDIZINISCHE HOCHSCHULE HANNOVER	Hannover	IDOH+

RHEINISCHE FRIEDRICH-WILHELMS-UNIVERSITÄT BONN	Bonn	AFEPa
RUHR-UNIVERSITÄT BOCHUM	Bochum	NOHA
STIFTUNG FACHHOCHSCHULE OSNABRUCK	Osnabruck	MARIHE
TECHNISCHE UNIVERSITÄT BERGAKADEMIE FREIBERG	Freiberg	SINReM
TECHNISCHE UNIVERSITÄT DRESDEN	Dresden	CARTO, EMNANO
TECHNISCHE UNIVERSITÄT MÜNCHEN	München	CARTO
TECHNISCHE UNIVERSITÄT KAISERSLAUTERN	Kaiserslautern	EMECs
UNIVERSITÄT HAMBURG	Hamburg	EMLE, EMMA
WESTFÄLISCHE WILHELMS-UNIVERSITÄT MÜNSTER	Münster	GEOTEC, PIONEER
Greece		
DIETHNES PANEPISTIMIO ELLADOS	Thessaloniki	SMACCS
PANEPISTIMIO KRITIS	Rethimno	ACES+
Hungary		
BUDAPESTI MUSZAKI ES GAZDASÁGTUDOMÁNYI EGYETEM	Budapest	SSI+
EÖTVÖS LORÁND TUDOMÁNYEGYETEM	Budapest	MARIHE
KAROLI GÁSPÁR REFORMÁTUS EGYETEM	Budapest	EMLex
KÖZEP-EURÓPAI EGYETEM	Budapest	MUNMAPP
SZEGEDI TUDOMÁNYEGYETEM	Szeged	Choreo
SZÍNHÁZ-ÉS FILMMŰVESZETI EGYETEM	Budapest	PuppeT
Ireland		
DUBLIN CITY UNIVERSITY	Dublin	IMSISS
NATIONAL UNIVERSITY OF IRELAND MAYNOOTH	Maynooth	DEPEND, IMAESC
UNIVERSITY COLLEGE DUBLIN, NATIONAL UNIVERSITY OF IRELAND, DUBLIN	Dublin	NOHA
UNIVERSITY OF LIMERICK	Limerick	Global –MINDS
Italy		
POLITECNICO DI TORINO	Torino	EMECs
UNIVERSITÀ CA' FOSCARI VENEZIA	Venice	MIM, QEM2018
UNIVERSITÀ DEGLI STUDI DI CASSINO E DEL LAZIO MERIDIONALE	Cassino	MAIA
UNIVERSITÀ DEGLI STUDI DI FERRARA	Ferrara	IMQP
UNIVERSITÀ DEGLI STUDI DI PADOVA	Padova	TPTI
UNIVERSITÀ DEGLI STUDI DI ROMA LA SAPIENZA	Roma	STEPS
UNIVERSITÀ DEGLI STUDI DI ROMA TOR VERGATA	Roma	CNE
UNIVERSITÀ DEGLI STUDI DI TORINO	Torino	EPOG+
UNIVERSITÀ DEGLI STUDI DI TRENTO	Trento	IMSISS
UNIVERSITÀ DEGLI STUDI ROMA TRE	Roma	EPOG+, IMAESC
Malta		
UNIVERSITÀ TA' MALTA	Msidra	IMAESC, NOHA, TourDC
Netherlands		
ERASMUS UNIVERSITEIT ROTTERDAM	Rotterdam	EMLE, MUNMAPP
RIJKSUNIVERSITEIT GRONINGEN	Groningen	EURCULT, NOHA
STICHTING IHE DELFT INSTITUTE FOR WATER EDUCATION	Delft	IMETE
STICHTING KATHOLIEKE UNIVERSITEIT	Nijmegen	ACES+
STICHTING KATHOLIEKE UNIVERSITEIT BRABANT	Tilburg	CLMC
UNIVERSITEIT LEIDEN	Leiden	EPS
UNIVERSITEIT TWENTE	Enschede	CARTO
UNIVERSITEIT VAN AMSTERDAM	Amsterdam	EMMA
WAGENINGEN UNIVERSITY	Wageningen	DCLead, EMABG
Norway		
NORGES MILJØ-OG BIOVITENSKAPLIGE UNIVERSITET	As	EMABG
NORGES TEKNISK-NATURVITENSKAPLIGE UNIVERSITET NTNU	Trondheim	Choreo, EMECS
UNIVERSITETET I OSLO	Oslo	Global –MINDS
UNIVERSITETET I SOROST-NORGE	Porsgrunn	SSI+
Poland		
AKADEMIA TEATRALNA IM. ALEKSANDRA ZELWEROWICZA W WARSZAWIE	Warszawa	PuppeT
POLITECHNIKA WARSZAWSKA	Warszawa	EA+, MESC+
POLITECHNIKA WROCLAWSKA	Wrocław	CNE
SWPS UNIWERSYTET HUMANISTYCZNOSPÓLeczNY	Warszawa	Global –MINDS
SZKOŁA GŁÓWNA HANDLOWA W WARSZAWIE	Warszawa	QEM2018
UNIWERSYTET JAGIELLOŃSKI	Kraków	EPS, EURCULT
UNIWERSYTET ŁÓDZKI	Łódź	MediaAC
UNIWERSYTET ROLNICZY IM. HUGONA KOLLATAJA W KRAKOWIE	Kraków	emiSS
UNIWERSYTET ŚLĄSKI	Sosnowiec	EMLex
UNIWERSYTET WARSZAWSKI	Warszawa	NOHA, CLMC
Portugal		
COFAC COOPERATIVA DE FORMAÇÃO E ANIMAÇÃO CULTURAL CRL	Lisboa	KEM
INSTITUTO POLITECNICO DE COIMBRA	Coimbra	STEPS

INSTITUTO POLITECNICO DE LISBOA	Lisboa	PETaL
INSTITUTO POLITECNICO DE SANTAREM	Santarem	NURSING
INSTITUTO POLITECNICO DE TOMAR	Tomar	IMQP
ISCTE - INSTITUTO UNIVERSITÁRIO DE LISBOA	Lisboa	Global-MINDS, MUNMAPP
UNIVERSIDADE CATOLICA PORTUGUESA	Porto	MEDFOR
UNIVERSIDADE DE COIMBRA	Coimbra	TRIBOS+, WOP-P
UNIVERSIDADE DE EVORA	Evora	TPTI
UNIVERSIDADE DE LISBOA	Lisboa	MEDFOR
UNIVERSIDADE DO ALGARVE	Faro	NURSING, WACOMA
UNIVERSIDADE DO MINHO	Braga	EMLex
UNIVERSIDADE DO PORTO	Porto	WINTOUR
UNIVERSIDADE NOVA DE LISBOA	Lisboa	GeoTec
Slovakia		
VYSOKA SKOLA MUZICKYCH UMENI V BRATISLAVE	Bratislava	PuppeT
Slovenia		
UNIVERZA V LJUBLJANI	Ljubljana	EMTM, MESC+, TRIBOS+
Spain		
INSTITUT BARCELONA D ESTUDIS INTERNACIONALS, FUNDACIO PRIVADA	Barcelona	MUNMAPP
UNIVERSIDAD AUTONOMA DE BARCELONA	Barcelona	GLOBED, IDOH+, MIM, QEM2018, CLMC
UNIVERSIDAD AUTONOMA DE MADRID	Madrid	4CTS+
UNIVERSIDAD COMPLUTENSE DE MADRID	Madrid	4CTS+
UNIVERSIDAD DE ALICANTE	Alicante	TPTI
UNIVERSIDAD DE CADIZ	Cadiz	WACOMA
UNIVERSIDAD DE CORDOBA	Cordoba	PETaL
UNIVERSIDAD DE LA IGLESIA DE DEUSTO ENTIDAD RELIGIOSA	Bilbao	EURCULT, NOHA
UNIVERSIDAD DE LLEIDA	Lleida	MEDFOR
UNIVERSIDAD DE OVIEDO	Oviedo	EMPHID, STEPS, NURSING, TPTI
UNIVERSIDAD DE SALAMANCA	Salamanca	LAGLOBE
UNIVERSIDAD DE SANTIAGO DE COMPOSTELA	Santiago de Compostela	EMLex
UNIVERSIDAD DE VALLADOLID	Palencia	MEDFOR
UNIVERSIDAD DEL PAIS VASCO/ EUSKAL HERRIKO UNIBERTSITATEA	Leioa	MER+, MESC+, SMAACs
UNIVERSIDAD POLITECNICA DE MADRID	Madrid	EMSHIP+
UNIVERSIDAD POMPEU FABRA	Barcelona	EMLE, EPS
UNIVERSITAT DE BARCELONA	Barcelona	EMNano+, WOP-P
UNIVERSITAT DE GIRONA	Girona	EMTM, MAIA
UNIVERSITAT DE VALENCIA	Valencia	WOP-P
UNIVERSITAT JAUME I DE CASTELLON	Castellon de la Plana	GeoTec
UNIVERSITAT POLITECNICA DE CATALUNYA	Barcelona	EA+
UNIVERSITAT ROVIRA I VIRGILI	Tarragona	IMQP, WINTOUR
Sweden		
CHALMERS TEKNISKA HOEGSKOLA AB	Goeteborg	EMNano+
KAROLINSKA INSTITUTET	Stockholm	EMPHID
LULEA TEKNISKA UNIVERSITET	Lulea	TRIBOS+
LUNDS UNIVERSITET	Lund	TourDC
STOCKHOLMS UNIVERSITET	Stockholm	LAGLOBE
SVERIGES LANTBRUKSUNIVERSITET	Uppsala	AFEPA
UPPSALA UNIVERSITET	Uppsala	EURCULT, SINREM
Turkey		
KOC UNIVERSITY	Istanbul	Global -MINDS
MARMARA UNIVERSITY	Istanbul	PETaL
ONDOKUZ MAYIS UNIVERSITESI	Samsun	EMISS
United Kingdom		
CITY UNIVERSITY OF LONDON	London	EMMA
EDINBURGH NAPIER UNIVERSITY	Edinburgh	KEM, NURSING
HERIOT-WATT UNIVERSITY	Edinburgh	SMACCS, SSI+
ROEHAMPTON UNIVERSITY LBG	London	Choreo
SWANSEA UNIVERSITY	Swansea	EMMA
THE UNIVERSITY COURT OF THE UNIVERSITY OF ST ANDREWS	St Andrews	DEPEND
THE UNIVERSITY OF EDINBURGH	Edinburgh	IDOH
THE UNIVERSITY OF NOTTINGHAM	Nottingham	STEPS
UNIVERSITY OF GLASGOW	Glasgow	CLMC, IMAESC, IMSISS, TOURDC
UNIVERSITY OF LEEDS	Leeds	TRIBOS+
UNIVERSITY OF NEWCASTLE UPON TYNE	Newcastle upon Tyne	EA+
UNIVERSITY OF SOUTHAMPTON	Southampton	EMECS, MER+
UNIVERSITY OF THE HIGHLANDS AND ISLANDS	Inverness	ACES+
UNIVERSITY OF YORK	York	MUNMAPP

ANNEX 3

List of the 82 full partners from Partner Countries

Higher Education Institutions	City
Argentina	
UNIVERSIDAD NACIONAL DE TRES DEFEBRERO	Buenos Aires
UNIVERSIDAD NACIONAL DEL LITORAL	Santa Fe
Australia	
MACQUARIE UNIVERSITY	Sydney
UNIVERSITY OF TECHNOLOGY SYDNEY	Sydney
Bosnia and Herzegovina	
UNIVERZITET U SARAJEVU	Sarajevo
Brazil	
FUNDAÇÃO UNIVERSIDADE DE BRASÍLIA	Brasília
MISSÃO SALESIANA DE MATO GROSSO	Campo Grande
UNIVERSIDADE FEDERAL DO RIO DE JANEIRO	Rio de Janeiro
UNIVERSIDADE TECNOLÓGICA FEDERAL DO PARANÁ	Curitiba
Burkina Faso	
UNIVERSITÉ OUAGA I PROFESSEUR JOSEPH KI-ZERBO	Ouagadougou
Cameroon	
UNIVERSITÉ DE DSCHANG	Dschang
Canada	
UNIVERSITÉ LAVAL	Quebec
UNIVERSITY OF GUELPH	Guelph
UNIVERSITY OF SASKATCHEWAN	Saskatoon
Chile	
PONTIFICIA UNIVERSIDAD CATOLICA DE CHILE	Santiago
UNIVERSIDAD TÉCNICA FEDERICO SANTA MARÍA	Valparaíso
China (People's Republic of)	
BEIJING NORMAL UNIVERSITY	Beijing
CHINA AGRICULTURAL UNIVERSITY	Beijing
CHINA INSTITUTE OF WATER RESOURCES AND HYDROPOWER RESEARCH	Beijing
FUDAN UNIVERSITY	Shanghai
HOHAI UNIVERSITY	Nanjing
NANJING AGRICULTURAL UNIVERSITY	Nanjing
NORTH CHINA UNIVERSITY OF WATER RESOURCES AND ELECTRIC POWER	Zhengzhou
XIAMEN UNIVERSITY	Xiamen
Colombia	
UNIVERSIDAD DE ANTIOQUIA	Medellín
Cyprus	
ANOIKTO PANEPISTIMIO KYPROU (OPEN UNIVERSITY OF CYPRUS)	Lefkosa
EDEX - EDUCATIONAL EXCELLENCE CORPORATION LIMITED	Nicosia
UNIVERSITY OF CYPRUS	Nicosia
Ecuador	
EMPRESA PÚBLICA DE SERVICIOS ESPOL - TECH EP	Guayaquil
Egypt	
CAIRO UNIVERSITY	Giza
NILE UNIVERSITY	Giza
Ethiopia	
ADDIS ABABA UNIVERSITY	Addis Ababa
Georgia	
ILIA STATE UNIVERSITY	Tbilisi
Hong Kong	
CITY UNIVERSITY OF HONG KONG	Hong Kong
India	
INDIAN INSTITUTE OF TECHNOLOGY MADRAS (IITM)	Chennai
INDIRA GANDHI INSTITUTE OF DEVELOPMENT RESEARCH	Mumbai
JAWAHARLAL NEHRU UNIVERSITY	New Delhi
THAPAR INSTITUTE OF ENGINEERING & TECHNOLOGY PATIALA	Patiala
THE SAVITRIBAI PHULE PUNE UNIVERSITY	Pune
UNIVERSITY OF AGRICULTURAL SCIENCES BENGALURU	Bengaluru
UNIVERSITY OF MUMBAI	Mumbai
Israel	
UNIVERSITY OF HAIFA	Haifa
Japan	
KEIO UNIVERSITY	Tokyo

KOKURITSU DAIGAKU HOJIN KYOTO DAIGAKU	Kyoto
NATIONAL UNIVERSITY CORPORATION KYOTO INSTITUTE OF TECHNOLOGY	Kyoto
NATIONAL UNIVERSITY CORPORATION THE UNIVERSITY OF TOKYO	Bunkyo-ku
NATIONAL UNIVERSITY CORPORATION TOYOHASHI UNIVERSITY OF TECHNOLOGY	Toyohashi
TOKYO UNIVERSITY OF FOREIGN STUDIES	Fuchu
Jordan	
JORDAN UNIVERSITY OF SCIENCE AND TECHNOLOGY	Irbid
Kazakhstan	
KIMEP UNIVERSITY JSC	Almaty
Korea (Republic of)	
INCHEON NATIONAL UNIVERSITY	Incheon
Madagascar	
UNIVERSITY OF ANTANANARIVO	Antananarivo
Malaysia	
UNIVERSITI MALAYSIA TERENGGANU	Kuala Terengganu
Mexico	
BENEMERITA UNIVERSIDAD AUTONOMA DE PUEBLA	Puebla
Philippines	
UNIVERSITY OF THE PHILIPPINES SYSTEM	Quezon City
Russian Federation	
FEDERAL STATE FINANCED EDUCATIONAL INSTITUTION OF HIGHER EDUCATION IVANOVO STATE POWER ENGINEERING UNIVERSITY NAMED AFTER V.I. LENIN	Ivanovo
NIZHEGORODSKIY GOSUDARSTVENNIY UNIVERSITET IM N.I. LOBACHEVSKOGO	Nizhny Novgorod
SOUTHERN FEDERAL UNIVERSITY	Rostov on Don
STATE EDUCATIONAL INSTITUTION OF HIGHER PROFESSIONAL EDUCATION RUSSIAN STATE UNIVERSITY FOR THE HUMANITIES	Moskva
Senegal	
UNIVERSITÉ CHEIKH ANTA DIOP DE DAKAR	Dakar Fann
Singapore	
LASALLE COLLEGE OF THE ARTS LIMITED	Singapore
NATIONAL UNIVERSITY OF SINGAPORE PUBLIC COMPANY LIMITED BY GUARANTEE	Singapore
South Africa	
STELLENBOSCH UNIVERSITY	Stellenbosch
UNIVERSITY OF CAPE TOWN	Rondebosch
UNIVERSITY OF JOHANNESBURG	Johannesburg
UNIVERSITY OF PRETORIA	Pretoria
UNIVERSITY OF THE WITWATERSRAND JOHANNESBURG	Johannesburg
Sri Lanka	
UNIVERSITY OF RUHUNA	Matara
Sudan	
AHFAD UNIVERSITY FOR WOMEN	Omdurman
Switzerland	
ECOLE POLYTECHNIQUE FEDERALE DE LAUSANNE	Lausanne
Tunisia	
SFAX UNIVERSITY	Sfax
Uganda	
MAKERERE UNIVERSITY	Kampala
MBARARA UNIVERSITY OF SCIENCE AND TECHNOLOGY	Mbarara
Ukraine	
NATIONAL UNIVERSITY OF KYIV-MOHYLA ACADEMY	Kyiv
United States	
FLORIDA INSTITUTE OF TECHNOLOGY, INC	Melbourne
ILLINOIS INSTITUTE OF TECHNOLOGY	Chicago
PRESIDENT AND FELLOWS OF MIDDLEBURY COLLEGE	Monterey
THE REGENTS OF THE UNIVERSITY OF CALIFORNIA	Oakland
THE TRUSTEES OF INDIANA UNIVERSITY	Bloomington
UNIVERSIDAD DE PUERTO RICO	San Juan
UNIVERSITY SYSTEM OF MARYLAND	Baltimore
UTAH STATE UNIVERSITY	Logan

Getting in touch with the EU

IN PERSON

All over Europe there are hundreds of local EU information centres.

You can find the address of the centre nearest to you at: europa.eu/contact

ON THE PHONE OR BY EMAIL

Europe Direct is a service that answers your questions about the European Union. You can contact this service:

- by freephone: 00 800 6 7 8 9 10 11 (certain operators may charge for these calls),
- at the following standard number: +32 22999696, or
- by electronic mail via: europa.eu/contact

Finding information about the EU

ONLINE

Information in all the official languages of the European Union is available on the Europa website: europa.eu

EU PUBLICATIONS

You can download or order free and priced EU publications from EU Bookshop at: <http://bookshop.europa.eu>. Multiple copies of free publications may be obtained by contacting Europe Direct or your local information centre (see <http://europa.eu/contact>).

EU LAW AND RELATED DOCUMENTS

For access to legal information from the EU, including all EU law since 1951 in all the official language versions, go to EUR-Lex at:

<http://eur-lex.europa.eu>

OPEN DATA FROM THE EU

The EU Open Data Portal (<http://data.europa.eu/euodp/en/data>) provides access to datasets from the EU. Data can be downloaded and reused for free, for both commercial and non-commercial purposes.

Statistical factsheets on the achievements of the Erasmus Mundus Joint Master Degrees (2014-2020)

As part of the Erasmus+ programme (2014-2020), Erasmus Mundus supports the implementation of prestigious, integrated, international Master programmes, jointly delivered by international consortia of HEIs. It provides financial support to institutions and scholarships to the best candidates worldwide.

- Factsheet 1: Participation of the Programme Countries HEIs (excellence and inclusiveness)
- Factsheet 2: Partner Country scholarship holders mobility
- Factsheet 3: Programme Country scholarship holders mobility
- Factsheet 4: Scholarship holders' mobility to Partner Countries
- Factsheet 5: Statistical analysis of the main project features
- Factsheet 6: Overview of the participating Higher Education Institutions

<https://eacea.ec.europa.eu>

